



ASYO Coaches Meeting

Fall Season Kickoff

13 August 2011

This presentation can be found on our website later today!

AYSO Region 1112
Fall 2011 Coaches Meeting



Agenda



- Overview of AYSO Program & Philosophies
- Our Region: Board
- Referee Notes
- Training Opportunities
- Safety
- Player Registration Forms
- Website / Shutterfly
- Game Schedules and Rescheduling
- Weather Policy
- Conduct of Play
- Question & Answer
- Door Prizes
- Break up by Division



Overview of AYSO



AYSO Region 1112
Fall 2011 Coaches Meeting



AYSO Background



- Formed in 1964 with 9 teams in Southern California
- Today, AYSO has more than 50,000 teams and more than 600,000 players.
- Employs 50 people at the AYSO National Office in Torrance, California.



AYSO Organization



- **Regions:** Local community soccer programs
- **Areas:** Comprised of multiple Regions
- **Sections:** Comprised of multiple Areas
- **National Board of Directors**
 - 13 volunteers, leading the largest single nonprofit youth sports organization in US!
- **AYSO National Office – Torrance, CA**
 - (f.k.a. National Support & Training Center)

East Central Iowa is Section 6, Area E, Region 1112



Vision & Mission



- AYSO Vision
 - To provide world class youth soccer programs that enrich children’s lives
- AYSO Mission
 - To develop and deliver quality youth soccer programs, which promote a fun, family environment based on the AYSO’s Six Philosophies:



AYSO Philosophies



- **Everyone Plays®**
- **Balanced Teams**
- **Open Registration**
- **Positive Coaching**
- **Good Sportsmanship**
- **Player Development**



Everyone Plays



- *Our program's goal is for kids to play soccer so we mandate that every player on every team must play at least 50% of every game. It's no fun to spend the game on the bench...and that's no way to learn soccer!*
- In our region: Play each player at least three quarters of every game, whenever possible. (No player plays 4 quarters if there's players that didn't play 3 quarters yet.) Exception: playoffs.
- The "Everyone Plays" rule applies to all players, regardless of skill level or age, and regardless of the number of practices they attend.
- How Coaches Help
 - Keep track of who's playing when AND where
 - Give all players a chance to play all positions at some point during the season
 - They MAY play the same position throughout the entire game.
 - The same players should not always sit out the first quarter of each game, so that they do not think of themselves as permanent substitutes.



Everyone Plays (continued)



Substitution

- U05-U14: Approximately midway through each half.
- At half-time.
- For injury.

Substitution for injury:

- If player is injured, the coach may provide a substitute. Injured player may not return until beginning of next “quarter”. Quarter is credited only to injured player.
- Coach may choose not to substitute and to “play short” until injured player is ready to return to play the remainder of the “quarter”. (Wait for signal of referee.)



Balanced Teams



- *Each year we form new teams as evenly balanced as possible because it's more fun and a better learning experience when teams of similar ability play. It allows for each player to gain the experience of a wide variety of teammates of different skill levels.*
- **How Coaches Help**
 - If one team is short players for a game
 - The other team will loan them a substitute to make the numbers equal
 - **Tell all players to bring both jerseys to each game**
 - If one team is dominating another
 - BOTH coaches should consider rebalancing the teams at half time: swap players as needed
 - At the end of the Fall season all coaches will be asked to rate their players.
 - This will help us do a better job of balancing next year
 - **NO switching of players! Teams are balanced. In exceptional cases: both coaches agree PLUS okay from Regional Commissioner!**



Open Registration



- *Our program is open to all children between 4 and 19 years of age who want to register and play soccer. Interest and enthusiasm are the only criteria for playing. There are no elimination try-outs and nobody gets cut.*
- **How Coaches Help**
 - Welcome any player who's on your team and encourage ALL players to return next year.
 - Spread the word



Positive Coaching



- *Encouragement of player effort provides for greater enjoyment for the players and leads to better-skilled and better-motivated players. A coach can be one of the most influential people in a child's life, so AYSO requires they create a positive experience for every boy and girl.*
- **How Coaches Help**
 - Only positive words of encouragement during practices and games



Good Sportsmanship



- *We strive to create a positive environment based on mutual respect rather than a win-at-all-costs attitude, and our program is designed to instill good sportsmanship in every facet of AYSO.*
- **How Coaches Help**
 - Honor the Game
 - Praise good play by both teams
 - Remember the “Everyone Plays” philosophy
 - Never criticize the referee. Love the referee to death!



Player Development



- *We believe that all players should be able to develop their soccer skills and knowledge to the best of their abilities, both individually and as members of a team, in order to maximize their enjoyment of the game.*
- **How Coaches Help**
 - Sign-up for coaching clinics
 - A better trained coach contributes to and encourages player development
 - Sign-up for referee course
 - Come prepared: make a practice plan for each practice
 - Tell players before the game: “I can't wait to see your soccer skills.”
 - Recognize, acknowledge and praise Player Development: “Nice pass,” “Great shot,” “Awesome move,” “Good defense,” etc.

The background of the slide is a photograph of two young girls playing soccer on a grassy field. The girl on the left is wearing a light blue jersey and black shorts, and is in a dynamic pose as if kicking the ball. The girl on the right is wearing a red jersey and black shorts, and is also in a dynamic pose. A soccer ball is on the ground between them. The background is slightly blurred, showing other players and a fence in the distance.

WE ARE:

Region 1112

East Central Iowa

AYSO Region 1112
Fall 2011 Coaches Meeting



Local AYSO Board



Regional Commissioner

Henk Rook

commissioner@ayso-cr.org

Coach Administrator

Todd Bell

coachadmin@ayso-cr.org

Referee Administrator

Alan Tribble

refereeadmin@ayso-cr.org

Asst Referee Administrator

Steve Burken

refereeadmin@ayso-cr.org

Child & Volunteer Protection Advocate

Tom Buonadonna

cvpadvocate@ayso-cr.org

Treasurer

Amy Schellhorn

treasurer@ayso-cr.org

Safety Director

Kasey Bell

safetydirector@ayso-cr.org

Registrar

Deb Menken

registrar@ayso-cr.org

Secretary

Henk Rook

secretary@ayso-cr.org

Scheduler

Michele Tiefel

scheduler@ayso-cr.org

Uniform Coordinator

Amy Schellhorn

uniforms@ayso-cr.org

Volunteer Recognition Coordinator

Amy Schellhorn

recognition@ayso-cr.org

Playoff Coordinator

Henk Rook

playoff@ayso-cr.org

Webmaster

webmaster@ayso-cr.org

There's
Room
for
You
Too!

National Office
www.ayso.org

AYSO Region 1112
Fall 2011 Coaches Meeting

Local Region
www.ayso-cr.org
(319) 377-1409



Division Coordinators



- Division coordinators are there for you if you have questions or comments on a specific Division.

| | | |
|--------------|----------------|----------------------|
| U05 | Alan Tribble | u05@ayso-cr.org |
| U06 Boys | Alan Tribble | u06boys@ayso-cr.org |
| U06 Girls | Alan Tribble | u06girls@ayso-cr.org |
| U07 Boys | Dean Slyter | u08boys@ayso-cr.org |
| U07 Girls | Chris Morahan | u08girls@ayso-cr.org |
| U08 Boys | Dean Slyter | u08boys@ayso-cr.org |
| U08 Girls | Chris Morahan | u08girls@ayso-cr.org |
| U10 Boys | Mary Hagensick | u10boys@ayso-cr.org |
| U10 Girls | Beth Tribble | u10girls@ayso-cr.org |
| U12 Boys | Todd Bell | u12boys@ayso-cr.org |
| U12 Girls | Todd Bell | u12girls@ayso-cr.org |
| U14 Boys | Todd Bell | u14boys@ayso-cr.org |
| U14 Girls | Steve Engledow | u14girls@ayso-cr.org |
| U16/U19 Coed | Todd Bell | u19@ayso-cr.org |



Platinum Award



**REGION
PLATINUM
2009
2010**

**PLATINUM
Award-Winning
REGION**



Player Counts



Player counts as of 8/12/2011:

| Division | Boys | Girls | Total |
|----------|------|-------|-------|
| U05 | 55 | 32 | 87 |
| U06 | 71 | 56 | 127 |
| U07 | 97 | 70 | 167 |
| U08 | 103 | 111 | 214 |
| U10 | 180 | 220 | 400 |
| U12 | 138 | 185 | 323 |
| U14 | 76 | 91 | 167 |
| U19 | 45 | 25 | 70 |
| Total | 765 | 790 | 1555 |

10% growth!

49% boys – 51% girls



Communication with Parents



- Contact parents in next 72 hours.
- Collect/confirm email addresses with first round of phone calls. Ask how often they check their email.
- Communicate via email, follow-up with phone call
- Website for region related info

A good and timely communication with the parents will save us a lot of work.



Volunteers Needed!



- We appreciate your efforts as coach, but you are our best voice to the parents. Please let them know that we need to fill the following positions:
 - Division Coordinator(s)
- As well as
 - Referee's, Coaches, Instructors, ...



Referees Needed!



- Basic Referee Training on August 27st
- Team up with another coach. Take the course together and agree to referee each others games
- Encourage your parents to take the course
- Advertise referee course
- Course is FREE!



Alan Tribble

Referee Administrator

AYSO Region 1112
Fall 2011 Coaches Meeting



Referee Philosophy



- U05 / U06 & U07 / U08
 - No referees. Coaches call the game.
 - Act as a “helpful guide” for both teams.
- U10
 - Basic Referees Needed
- U12 & U14
 - Intermediate Referees Needed
- U16-19
 - Advanced / National Referees Preferred



Referee Coverage



Games refereed by somebody else than head coaches of the playing teams

| Division | Games played Fall '10 | Games with Referee Fall '10 | % Fall '10 |
|-----------------|----------------------------------|--|-----------------------|
| U08B | 90 | 18 | 20.0% |
| U08G | 106 | 17 | 16.0% |
| U10B | 90 | 30 | 33.3% |
| U10G | 108 | 69 | 63.9% |
| U12B | 44 | 24 | 54.5% |
| U12G | 72 | 43 | 59.7% |
| U14B | 23 | 13 | 56.5% |
| U14G | 31 | 19 | 61.3% |



What if There's No Ref?



- If you are coaching a team it is **NOT** your responsibility to referee.
- However, reality says that there will be days when no referee is available and everybody will be looking to you.
 - Decide before the season starts how you will handle that.
- Options
 - Officiate the game yourself
 - Delegate the job to a parent
 - Enforce the “No Referee – No Game” policy



Referee Training



- Basic Referee
 - Everything you need to know to feel comfortable at U10.
 - The first half day is all you need to get comfortable at U08.
- Intermediate Referee
 - Gets you ready to call older, more challenging matches at U12 – U14.
- Advanced Referee
 - Emphasis on older matches, U16 – U19
- If you're interested, sign the list before you leave today.
 - Tell your parents and any twelve year old or older players. They are the target audience.



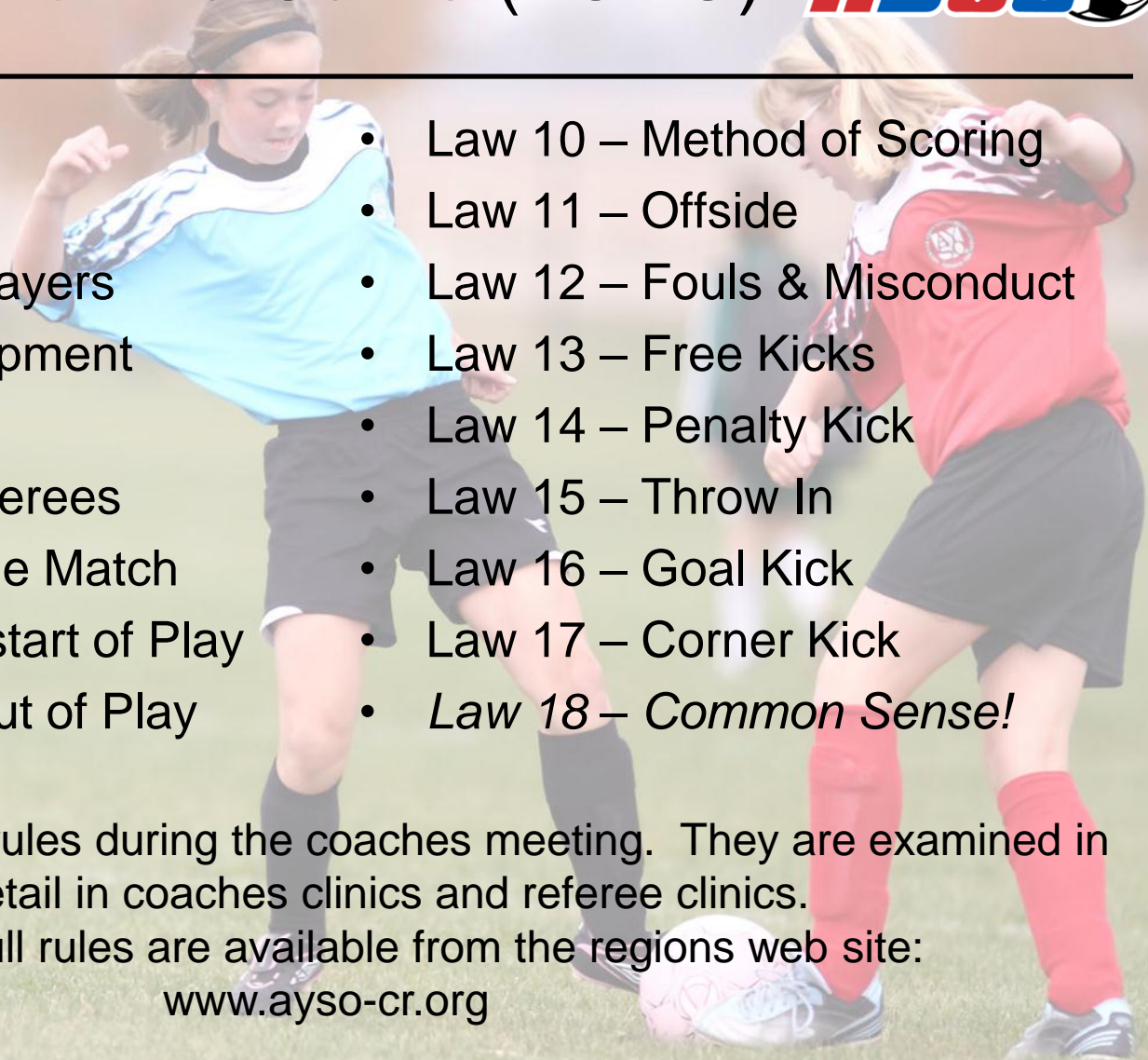
Ref Training – Aug 27th



- AYSO Safe Haven
 - 8:00 – 9:30
 - Roster 201104065
- Basic Referee Course
 - 9:30 – 5:00
 - Roster 201104004
- Intermediate Referee
 - 8:00 – 5:00
 - Roster 201104069
- Advanced Referee Course
 - If sufficient interest
- Please register yourself via eAYSO, and sign the sheet in the back, if interested in attending.
- Annual Referee Refresher
 - 12:00 – 1:00
 - Lunch Provided
 - Join us for some fun training, give aways, ...
- Location will be the same as the coaches annual refresher
 - First United Method Church, Marion



Laws of the Game (LOTG)



- Law 1 – Field of Play
- Law 2 – Ball
- Law 3 – Number of Players
- Law 4 – Players' Equipment
- Law 5 – Referee
- Law 6 – Assistant Referees
- Law 7 – Duration of the Match
- Law 8 – Start and Restart of Play
- Law 9 – Ball In and Out of Play
- Law 10 – Method of Scoring
- Law 11 – Offside
- Law 12 – Fouls & Misconduct
- Law 13 – Free Kicks
- Law 14 – Penalty Kick
- Law 15 – Throw In
- Law 16 – Goal Kick
- Law 17 – Corner Kick
- *Law 18 – Common Sense!*

We will not review the rules during the coaches meeting. They are examined in more detail in coaches clinics and referee clinics.

Links to the full rules are available from the regions web site:

www.ayso-cr.org



AYSO Policies



- Casts, Splints, ...
 - Not allowed.
 - Players with casts or splints may NOT play in games even if the cast is padded and the player has been cleared by a Doctor.
- Earrings, Piercings, ...
 - Not allowed.
 - Earrings, piercings, jewelry, etc., must be removed before the player can take the field.
- Soccer Headgear
 - Players are permitted to wear headgear as long as the referee does not have reason to believe it is dangerous to the player or other players.
- Hearing Aids
 - Allowed



Substitution Policy



- To ensure that every player gets to play at least half of every game AYSO allows a “substitution break” at approximately the mid point of each half.
 - Every player on the team who did not start the half should be sent in at the break point.
 - Look for an opportunity when the ball is naturally out of play – a goal; a throw in; a goal kick; ... then restart play where things were before the break.
- The purpose of this break is to facilitate substitutions.
 - Coaches should know who is being substituted for who, and be prepared to make the change quickly.
 - This is not a time for major coaching adjustments, snacks, ...

NO substitutions during quarters (“on the fly”)



Todd Bell

Coach Administrator

**AYSO Region 1112
Fall 2011 Coaches Meeting**



QUIZ



What do these have in common?

- Shannon Boxx
- Alex Morgan
- Carli Lloyd
- Amy Rodriguez
- Rachel Buehler

First with the correct answer wins prize!



AYSO Alumni on WNT



**CONGRATS
ON A
JOB
WELL
DONE**

**GERMANY
2011**

**FIFA
WOMEN'S WORLD CUP**

BY AYSO ALUMNI

**SHANNON BOXX
ALEX MORGAN
CARLI LLOYD
AMY RODRIGUEZ
RACHEL BUEHLER**

**AND THE REST OF THE U.S.
WOMEN'S NATIONAL TEAM**



AYSO Training Available



| | | Lower Divisions (Size 3 Ball) | | Middle Divisions (Size 4 Ball) | | Upper Divisions (Size 5 Ball) | | |
|-----------------|---------------|----------------------------------|---------------|-----------------------------------|----------------------|----------------------------------|------------------|----------------|
| | | 3 v 3 | 5 v 5 | 7 v 7 | 9 v 9 | 11 v 11 | | |
| Players | | U06 Boys | U08 Boys | U10 Boys | U12 Boys | U14 Boys | U16 Boys | U19 Boys |
| | | U06 Girls | U08 Girls | U10 Girls | U12 Girls | U14 Girls | U16 Girls | U19 Girls |
| | | 15 yd x 30 yd | 30 yd x 50 yd | 40 yd x 80 yd | 50 yd x 100 yd | 75 yd x 120 yd | | |
| Coaches | Annual Update | | | | | | | |
| | Safe Haven | U06 Coach | U08 Coach | U10 Coach | U12 Coach | Intermediate Coach | Advanced Coach | National Coach |
| Referees | Annual Update | | | | | | | |
| | Safe Haven | U08 Official | | Basic Referee | Intermediate Referee | Advanced Referee | National Referee | |
| | | | | Assistant Referee | | | | |

All training is FREE!



Coaches Training



- August 20th
 - U06 Clinic 12:30 – 2:00
 - U08 Clinic 9:00 – 12:00
 - U10 Clinic 1:00 – 5:00
 - U12 Clinic 12:30 – 5:00
- Intermediate Clinic (U14)
 - 2 day class
 - Who's Interested?
- Advanced Clinic (U16)
 - 18 Hour Class Offered at the Section Level
 - Who's Interested?
- National Clinic (U19)
 - 56 Hour Class Offered at the National Level
 - Who's Interested?

Sign-up for coaches clinics in lobby



Referee Training



August 27th

- **Basic Referee Course 9:00 – 5:00**
 - Come at 8:00 if not yet Save Haven certified.

Coaches are strongly encouraged to take
the **Basic Referee Course**

Promote referee courses to your parents!

(Because you want to coach from the sideline.)

Sign-up for referee courses in lobby



Online Training



- AYSO training is available online at:
 - www.aysotraining.org
- Courses available include
 - Safe Haven
 - U06 Coaches
 - U08 Coaches
 - U10 Coaches

Live class room is preferred
over online training!



Instructors



- Coach Instructor

- Alan Tribble
- Brian Mohling
- Henk Rook
- Jim Conklin
- Perry Gruver
- Ron Smith
- Todd Bell
- Tom Buonadonna

- Referee Instructor

- Alan Tribble
- Henk Rook
- Kim Preston
- Steve Burken



Practice



- Practice times and locations are at the discretion of the coaches / parents.
 - However, you may not practice at Tuma
- It is also the responsibility of the coach to confirm that weather conditions are suitable for practice.
 - If in doubt, cancel.
- Certificates of Insurance on are file with the following:
 - School Districts
 - Anamosa Community
 - Cedar Rapids Community
 - Linn-Mar Community
 - Marion Independent
 - Vinton-Shellsburg Community
 - Iowa Braille and Sight Saving School
 - Cedar Rapids Parks Department
 - Faith Lutheran Church
 - Hiawatha Parks Department
 - St. Elizabeth Ann Seton Catholic Church
 - Marion Parks Department
- If you practice elsewhere, and they need the certificate, contact the Safety Director.



Safety



- If a player or volunteer is injured during an AYSO sponsored activity, the parent/coach must notify the safety director, Kasey Bell.
 - Fill out the Notification of Injury form
- If an “incident” occurs that may expose you or the region to legal proceedings, please fill out a report
 - These forms are available via the web site.



Player Registration Forms

- The player registration forms give you the legal authority to seek medical attention in the event one of your players is injured during a practice or game
 - Please keep the forms with you at ALL AYSO activities
- You are only legally covered for players that are on your team roster
 - Practicing with another team is fine, just make sure the other coach is present with their teams forms



Recognition of Coaches

For how many years have you
been coaching with AYSO?



Henk Rook

Webmaster &
Game Scheduler

AYSO Region 1112
Fall 2011 Coaches Meeting



Regional Website



www.ayso-cr.org

- Game Schedules
- Game Cancellations
- Calendar
- Soccer Camps
- Email Addresses for all Board Members
- This presentation (on coaches page)

-- TELL YOUR PARENTS --



Team Website



- Free AYSO team Share site from **Shutterfly**
- Send practice and game reminders, track player availability, schedule snack duties, include a calendar, task list, maps, weather, and safely add pictures and videos and more.
- Roster on team website is for your convenience only, final roster will come from us.
- Sites are secure and only accessible by members of the site.
- Look for email from **Shutterfly** on 8/22/2011
- See www.shutterfly.com/ayso for details



Team Website



Why you will love your AYSO-Shutterfly Team Share site:

- It's easy, free and designed to reduce the amount of time you spend on administrative tasks.
- You must activate the site, but then you can hand off administration to another team volunteer.
- Team families can share their photos and videos privately and securely. This program is Safe Haven ® approved!
- It's a one-stop shop for communicating with parents, sharing pictures and videos and coordinating schedules and snack duties.



Game Locations



- All games are at Tuma Soccer Complex
 - C Avenue and County Home Road in Cedar Rapids
 - Map of field locations is provided on local web site
- City Policies
 - No pets allowed
 - No smoking allowed by the fields
- Fields at Tuma have moved
 - See next page...

3239 C Avenue Ext., Marion, IA 52302

Tuma Soccer Complex AYSO Field Map Fall 2011

City Policy for Use of Fields:
No Pets Allowed
Smoking Only At Concessions

Field Size 15 x 30 = #'s 14, 15, 16, 17, 18
Field Size 30 x 50 = #'s 7, 8, 10, 11, 12, 13
Field Size 50 x 80 = #'s 19, 20, 21, 22
Field Size 50 x 90 = #'s 6, 9
Field Size 50 x 100 = #'s 1, 2, 3, 4, 5
Field Size 75 x 120 = #'s 23 - 32

C Avenue Extension

Gilmore Road

Field 1
U12

Field 5
U12

Field 9

Field 2
U12

Field 6

Field 3
U12

Field 7
U08

Field 4
U12

Field 8
U08

Rest Rooms Concessions Pavilion

Information Board



Maintenance Building

P Parking

P Parking

Field 10
U08

Field 13
U08

Field 11
U08

Field 14
U06

Field 15
U06

Field 16
U06

Field 12
U08

Field 17
U06

Field 18
U06

U05 uses U06 fields



Private Property

Service Road

Field 19
U10

Field 23

Field 25
U14

Field 27
U19

Field 29

Field 31

Field 20
U10

Field 21
U10

Field 22
U10

Field 24

Field 26
U14

Field 28
U19

Field 30
U19

Field 32

County Home Road



Game Calendar



- September 10 (Saturday)
- September 12, 13, 15 and 16 (weeknights)
- September 17 (Saturday)
- September 24 – No games (Heartland tournament)
- October 1 (Saturday)
- October 3, 4, 6 and 7 (weeknights)
- October 8 (Saturday)
- October 15 (Saturday)
- October 22 (Saturday)
- October 29 (Saturday)



Game Schedules



- The web site is considered the master schedule.
 - Please check the web site periodically to make sure nothing has changed.
- Schedules will be published early September



Rescheduling Games



- If you have a personal conflict with one of your games
 - First, ask your parents if one of them wants to run the game in your absence. If not, then
 - Second, ask the opposing coach if they can reschedule to a mutually agreeable time. If so, then
 - Third, notify the scheduler of the date/time that you will not need a field, and of the date/time that you would like to reschedule to
 - The scheduler will reserve and confirm the field for you.

Weather Policy

- Lightning or Thunder
 - Go Home
- No Lightning
 - OK to Play, Even if Raining





Game Cancellations



- Saturday Games

- If some, or all, of the Saturday games are cancelled due to weather a notice will be posted on the web site and the AYSO answering machine.
 - Coaches will not be called
- We will try to make up games on a week night following the cancellation
 - See the web site for details

- Weekday Games

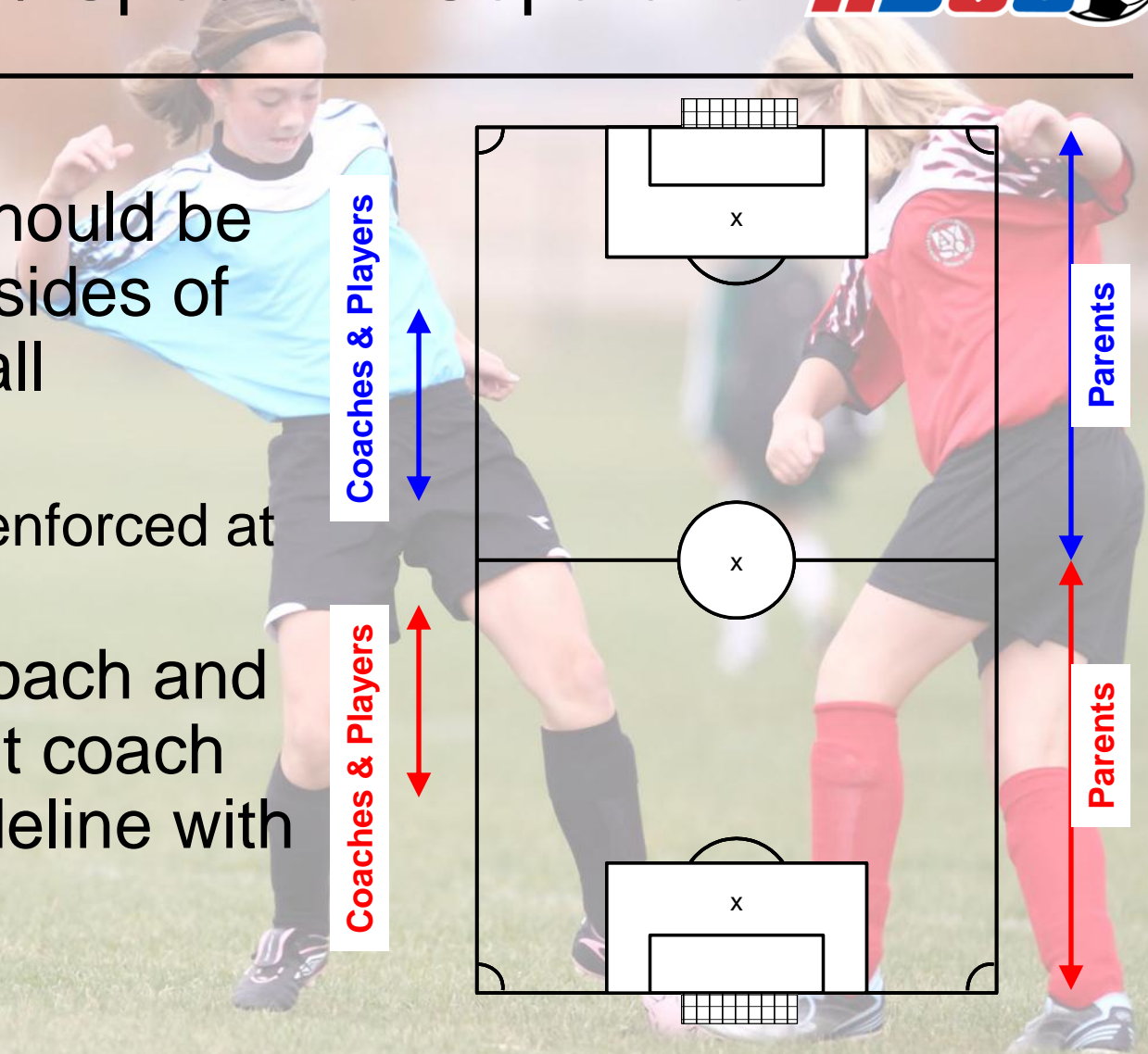
- The Region will not formally cancel weekday games. It will be up to the coaches involved to agree on whether or not conditions are acceptable to play on any given day.



Conduct of Play

All Divisions

- Teams and spectators should be on opposite sides of the field for all divisions
 - This is not enforced at U06
- Only head coach and one assistant coach can be at sideline with the players.



Slide Tackling



- Slide tackling is an allowable part of the game at all levels
 - Players should not be penalized for conducting a slide tackle PROPERLY
 - No contact with opponent, cleats down, ...
 - Players who execute a slide tackle IMPROPERLY should be called for a foul
 - Note - A tackle, which endangers the safety of an opponent, must be sanctioned as serious foul play.
- Recommendation
 - Do not encourage U06, U08, and U10 players to use slide tackles during a game
 - Don't teach slide tackling unless you are familiar with the technique
 - Taught in U12 Coaching clinic



Heading



- Heading is an important element of the game for older players, but AYSO policy is that we do not allow U06, U08, or U10 players to deliberately head the ball.
 - We'll discuss this more in the division specific meetings.

Black Shorts

- Wearing different shorts than shorts supplied with uniform kit is okay, but shorts must be **BLACK!**
- No stripes, no logos, no words
- Small manufacturer's name and/or logo is okay.



No



No



Okay



Don't Forget



- **Everyone Plays®**
- **Balanced Teams**
- **Open Registration**
- **Positive Coaching**
- **Good Sportsmanship**
- **Player Development**

AYSO Region 1112
Fall 2011 Coaches Meeting



Break up by division



- Discuss division specific rules & guidelines
- Get Your Roster & Player Registration Forms
 - We must verify your volunteer registration form and safe haven certification first!
 - ALWAYS have Player Registration Forms with you!
- Get Player Uniforms – **See next page**
 - Players Having Uniforms Will be Listed on Your Roster
 - If You Can't Find a Player's Uniform Let Us Know Before You Leave Today
- Get Photo Order Forms for all your players
 - Photo shoots will be scheduled for Sept 10 & 17
- Coach's Equipment (balls, cones, first aid, etc.)



Uniforms Update



- Uniforms won't arrive until August 18th
- Uniforms will be available for pick up next Saturday at the coaches clinics.
 - Faith Lutheran Church, 155 Boyson Road, Marion (at Alburnett Road).
- Details will be posted on the Coaches page on our website at www.ayso-cr.org



After division sessions



**Head coaches can pick up T-shirt with
Mary in lobby after division session.
(Head coaches only.)**



After division sessions



- **IF:** you are coaching or assistant coaching with our AYSO region for more than 3 years **AND**
- **IF:** you did not get a jacket last year or the year before
- **THEN:** See Mary for jacket in the lobby after your division session



Within the Next 72 Hours



- Decide on a time and place for your first practice
- Call all of your players to let them know they are on a team and you are their coach



Question & Answer

AYSO Region 1112
Fall 2011 Coaches Meeting



Door Prizes!

AYSO Region 1112
Fall 2011 Coaches Meeting



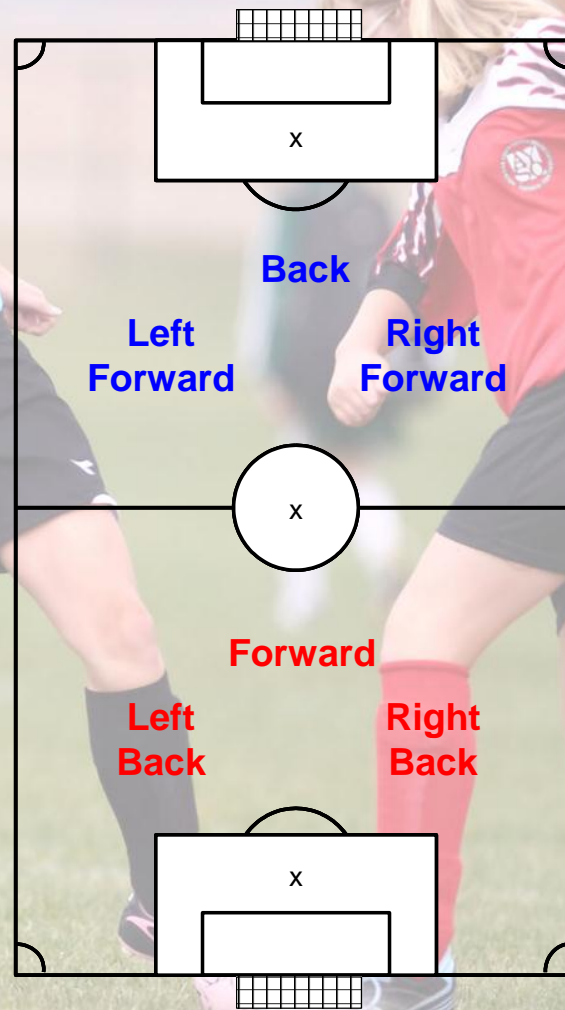
U05 / U06 & U07 / U08 Divisions



AYSO Region 1112
Fall 2011 Coaches Meeting

U05 & U06

- Play 3 v. 3
 - Size 3 Ball
 - Four 5 minute periods
 - No keepers
- Fouls & Misconduct
 - All kicks are DIRECT with opponents 5 yards back
 - No offside
 - No penalty kicks
 - No heading
 - Award Direct Kick to Opposing Team

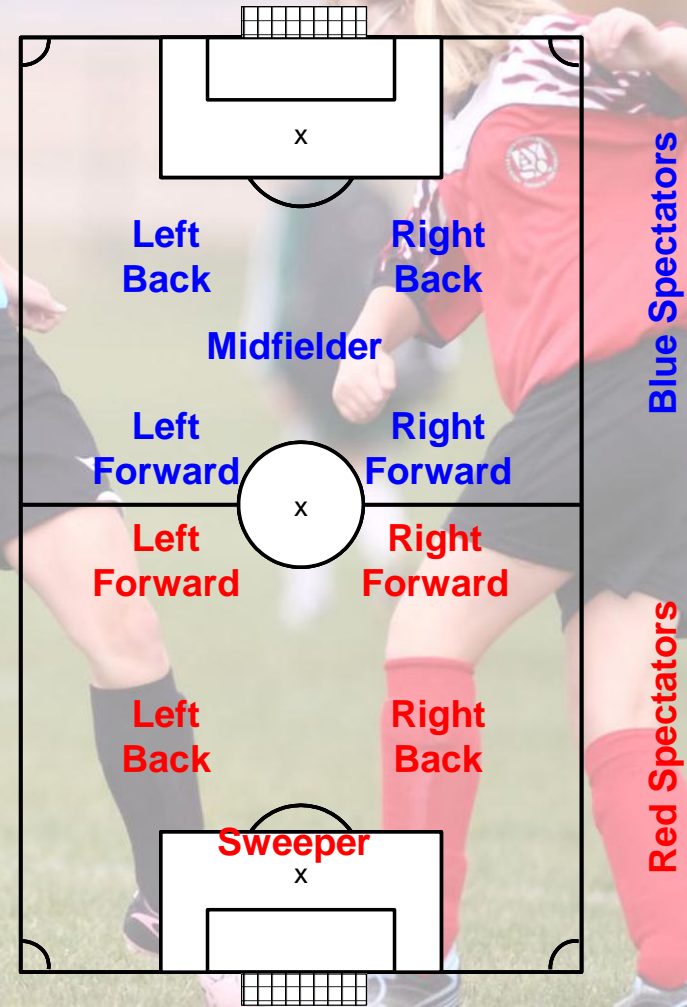


Blue Spectators,
Coaches, & Players

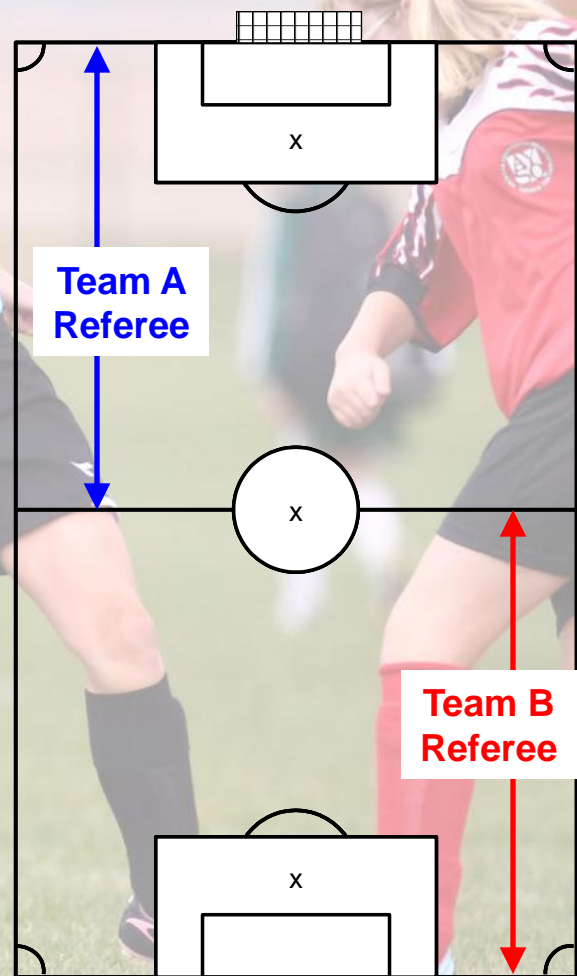
Red Spectators,
Coaches, & Players

U07 & U08

- Play 5 v. 5
 - Size 3 Ball
 - Four 10 minute periods
 - No keepers
- Fouls & Misconduct
 - All kicks are DIRECT with opponents 6 yards back
 - No offside
 - Discourage cherry picking
 - No penalty kicks
 - No heading
 - Award Direct Kick to Opposing Team



- Two Coach / Referee's
 - Each Team Will Provide One Coach / Referee
 - Each Coach / Referee stays on their half of the field during the game
 - Do not switch sides at half time
 - Either Coach / Referee can call any foul at any point on the field
 - Emphasis is on safety & learning
 - Be a helpful guide, rather than a strict enforcer.





What to Call?



- U05 / U06 Restarts
 - Throw in, Corner kick, Goal kick, ...
 - No matter how bad they mess it up – PLAY ON
 - Work on correcting it at practice
- U07 / U08 Restarts
 - Throw in, Corner kick, Goal kick, ...
 - If they mess it up the first time, give them a second chance.
 - No matter how bad they mess it up the second time – PLAY ON
 - Work on correcting it at practice



What to Call?



- U05 / U06 Fouls

- Kick, Trip, Push, ...

- You will rarely see a deliberate foul at this level
 - Mainly clumsiness
- There should be few, if any, reasons to stop play in these games. Briefly explain infractions and stand back and let them play.

- U07 / U08 Fouls

- Kick, Trip, Push, ...

- You will rarely see a deliberate foul at this level
- Call anything that is unsafe, but do not stop play for trifling violations.
- No public cautioning or sending off of players.
 - A time out is okay.

All Restarts for Fouls are DIRECT Kicks



What to Call?



- Heading

- Deliberate heading of the ball is not allowed by AYSO policy at U10 and below

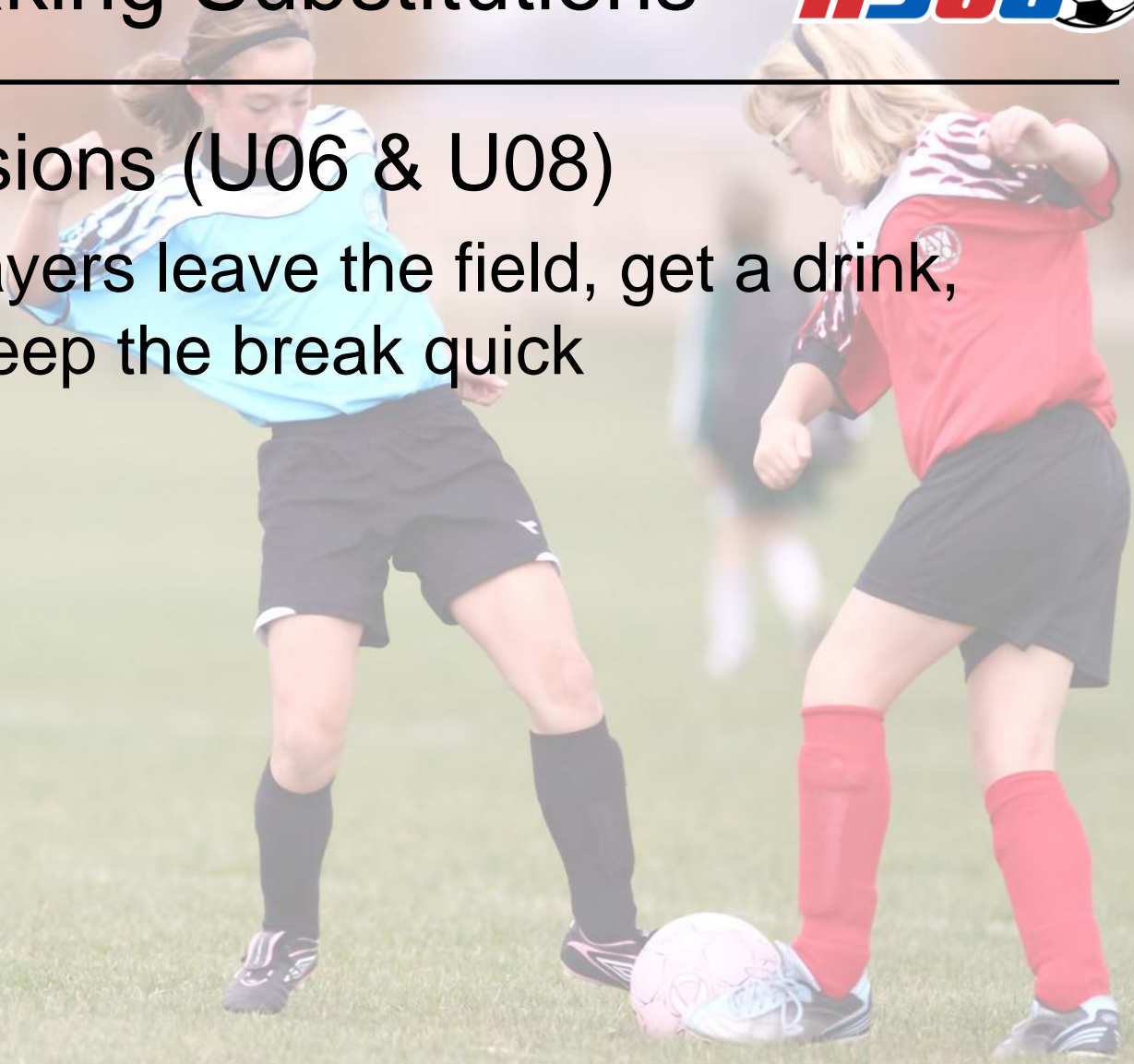
- Head to ball, stop play and award DIRECT free kick to the opposing team
 - Ball to head, play on



Making Substitutions



- Lower Divisions (U06 & U08)
 - Let the players leave the field, get a drink, etc., but keep the break quick





U10 & U12 Divisions

AYSO Region 1112
Fall 2011 Coaches Meeting

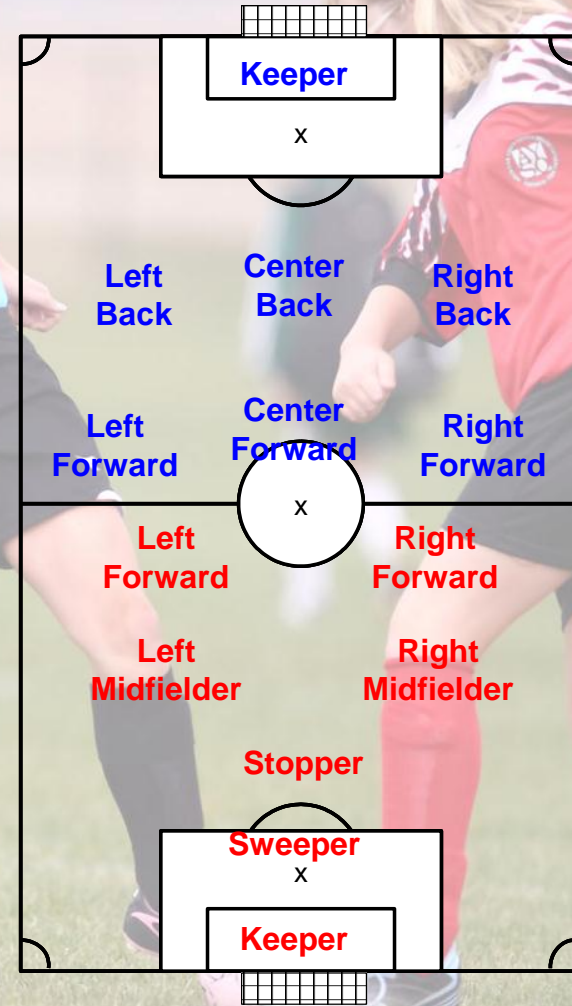
- Play 7 v. 7
 - Size 4 Ball
 - Four 12.5 minute periods
- Fouls & Misconduct
 - Only one change from regular play
 - No heading
 - Award INDIRECT kick to opposing team
 - Offside is called
 - Penalty kicks may be awarded

Blue Coaches & Players

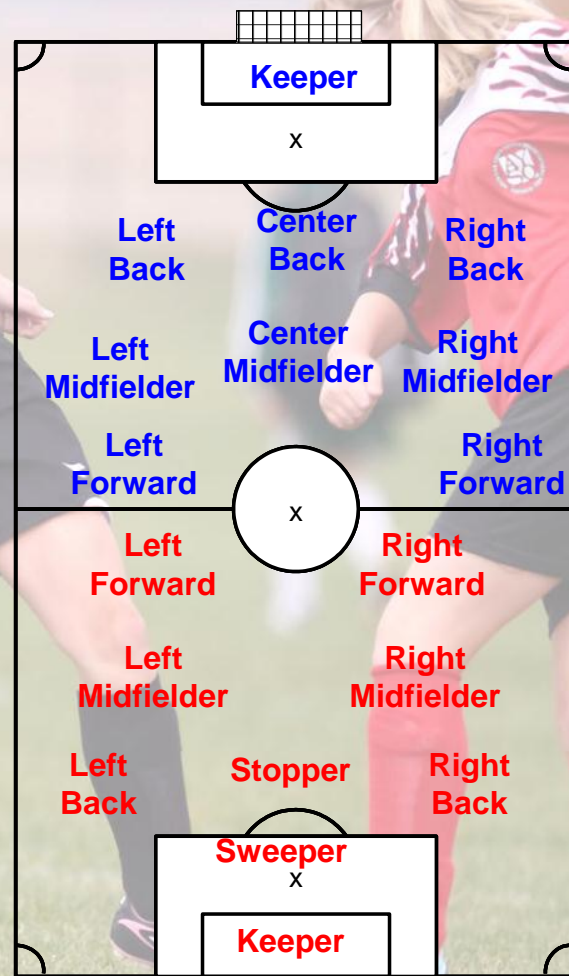
Red Coaches & Players

Example: 3-3

Example: 2-2-2



- Play 9 v. 9
 - Size 4 Ball
 - Four 15 minute periods
- Fouls & Misconduct
 - No change from regular play
 - All FIFA laws Apply

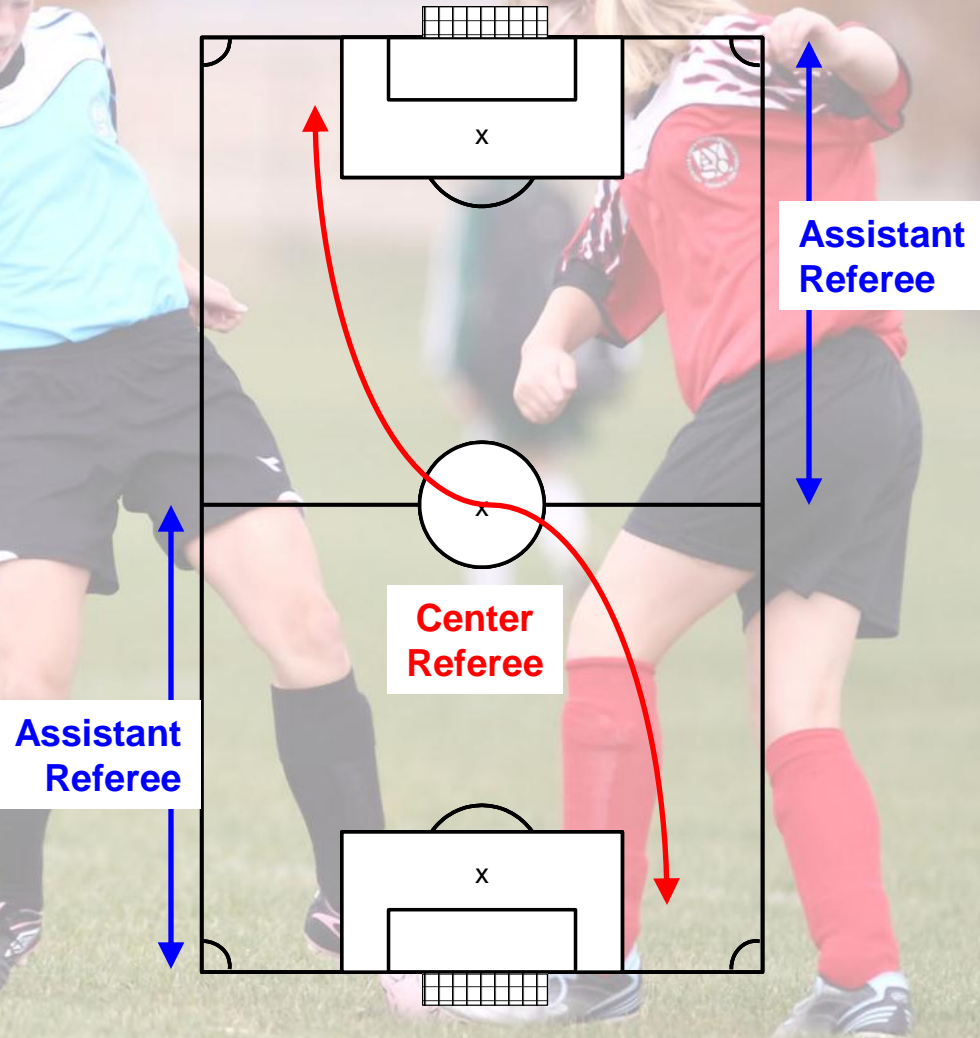


Example: 3-3-2

Example: 4-2-2

Middle Divisions U10 & U12

- One Center Referee
- Two Assistant Referee's
 - Assistant Referee's stay on their half of the field and move with the offside line
 - Ball or Second to the Last Defender
 - The most important thing the AR does is show the center ref where the offside line is!
 - Most untrained ARs will become engrossed in the game and will need to be reminded to move with the offside line.





What to Call?



- U10 Restarts

- Throw in, Corner kick, Goal kick, ...

- Enforce the appropriate restart. All FIFA laws apply.
 - But if the violation is trifling and does not violate the spirit of the law, let it go.

- U12 Restarts

- Throw in, Corner kick, Goal kick, ...

- Enforce the appropriate restart. All FIFA laws apply.



What to Call?



- U10 Fouls

- All FIFA Laws Apply

- All laws should be enforced as written
 - But remember that only deliberate breaches of the law merit stopping the game.

- U12 Fouls

- All FIFA Laws Apply

- All laws should be enforced as written

Restarts for Fouls are DIRECT or INDIRECT Kicks as Appropriate



What to Call?



- Heading

- Deliberate heading of the ball is not allowed by AYSO policy at U10 and below
 - Head to ball, stop play and award INDIRECT free kick to the opposing team
 - Ball to head, play on
- At U12 and above, heading is allowed



Making Substitutions



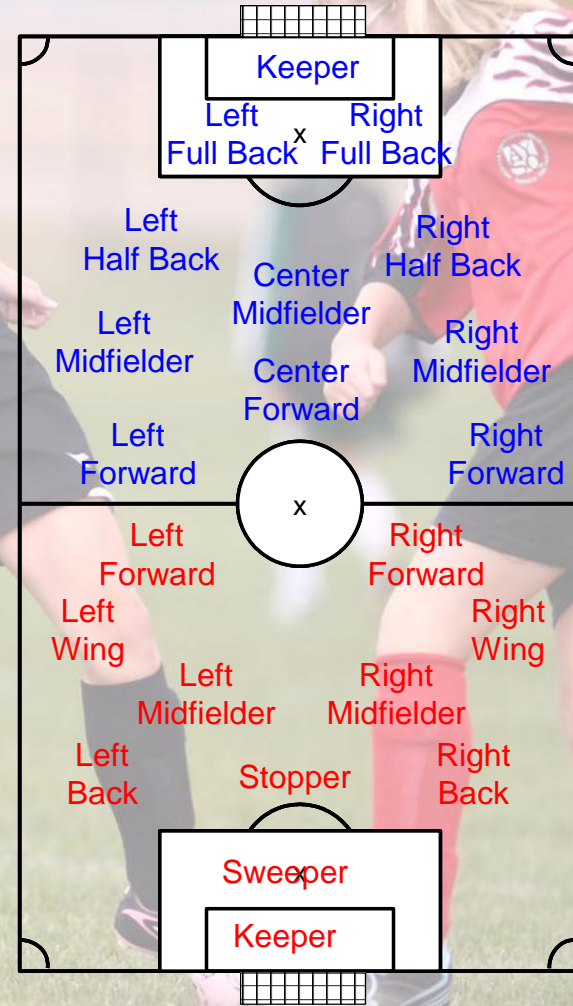
- Middle Divisions (U10 & U12)
 - Coaches should step onto the field and tell the players who is being substituted.
 - Encourage the players not to leave the field unless they are being substituted.
 - Yes, they can get a drink if they need it.



U14 & U16/19 Divisions

AYSO Region 1112
Fall 2011 Coaches Meeting

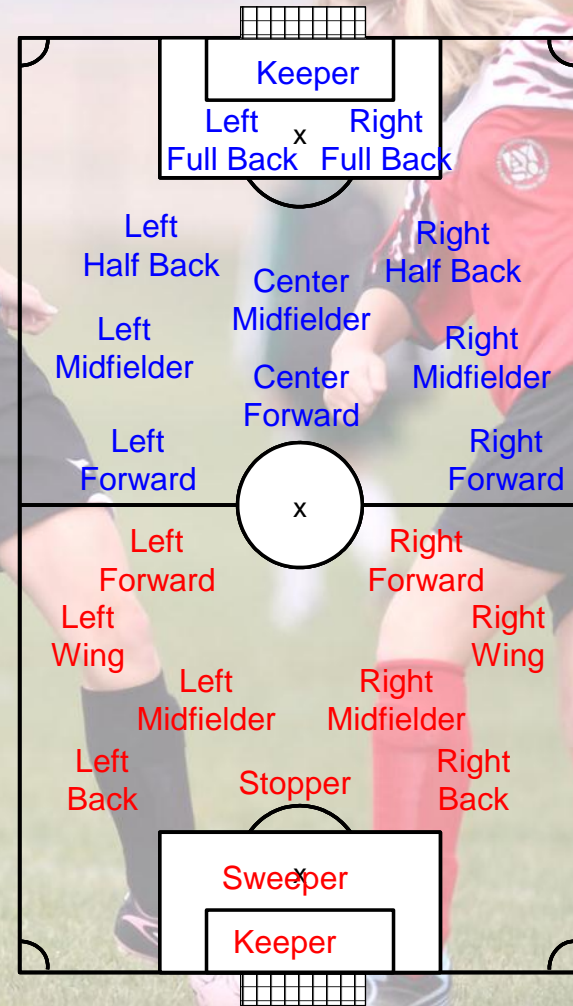
- Play 11 v. 11
 - Size 5 Ball
 - Four 17.5 minute periods
- Fouls & Misconduct
 - No change from regular play
 - All FIFA laws apply



Example: 4-3-3

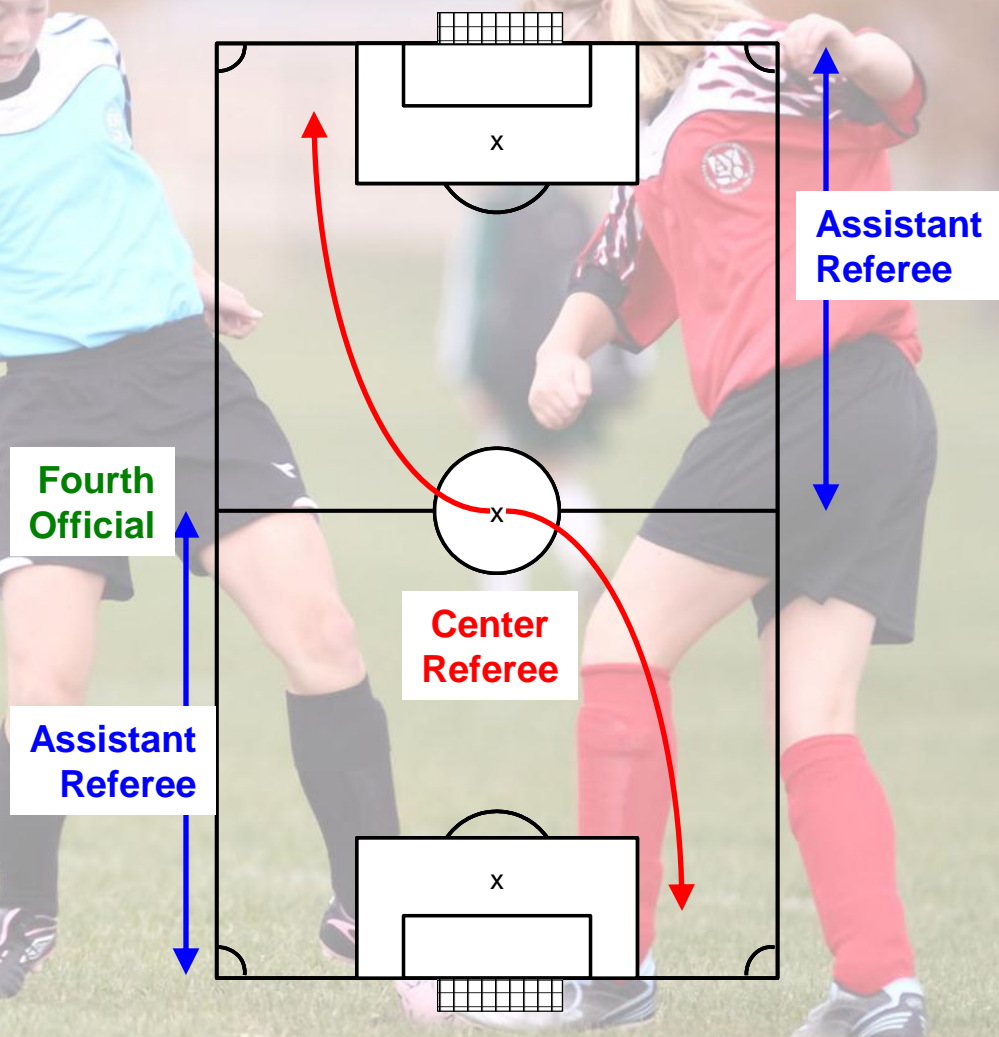
Example: 4-4-2

- Play 11 v. 11
 - Size 5 Ball
 - Four 20 minute periods
- Fouls & Misconduct
 - No change from regular play
 - All FIFA laws apply



Upper Divisions U14 & U16/19

- One Center Referee
- Two Assistant Referee's
- One "Fourth Official"
 - Signals to the referee when substitutes are ready to enter the field.
 - Substitutes report in and out via the fourth official.





What to Call?



- U14 Restarts
 - All FIFA Laws Apply
- U16/19
 - All FIFA Laws Apply





Substitution Policy



- U14
 - During substitution break, coaches should step onto field and tell players who is being substituted.
 - Encourage the players not to leave the field unless they are being substituted.
 - Yes, they can get a drink if they need it.
- U16/19
 - At a suitable break point, the center referee should wave the substitutes on, players being substituted can leave.
 - All other players should remain on the field.



Anything Else?

Question & Answer