



ASYO Coaches Annual Update

Fall Coaches Meeting
25 August 2007

**AYSO Region 1112
Fall 2007 Coaches Meeting**



Meeting Agenda



- Welcome to AYSO
- AYSO Overview
 - AYSO Philosophy
 - Training Program
- Rules of Soccer
 - Five Minute Overview
 - Changes for 2007
- Administrative Items
- Conduct of Play
 - For All Divisions
- Break Into Division Specific Meetings
 - Division Specific Guidelines
- Uniform & Equipment Pick Up
 - Confirm Team Roster
 - Confirm Team Uniform List
- Review Additional Information On Your Own



Available Information



- Copy of This Briefing
- Team Roster
- Player Registration Forms
- Job Descriptions
 - Coach, Assistant Coach
- AYSO Pledges
 - Coach, Player, and Parent
- Before You Leave Today You Will Also Pick Up
 - Uniforms for All Players
 - Equipment for Your Team
- Other Information is on the Local Web Site
 - www.ayso-cr.org
 - Field Map
 - Picture Schedule
 - Game Schedule



NOTE



- Team Equipment Did Not Arrive – You May Get Your Gear
 - 1.) Saturday, September 08th, 8:30 – 1:30, Faith Lutheran Church (Here), or
 - 2.) The week of September 10th, before your game at Tuma



Welcome to AYSO

Tom Buonadonna
Regional Commissioner

**AYSO Region 1112
Fall 2007 Coaches Meeting**



AYSO Background



- Formed in 1964 with 9 teams in Southern California
- Today, there are over 50,000 teams and 650,000 players in the US, the US Virgin Islands, Trinidad & Tobago, and Moscow



AYSO Program



- Vision
 - To provide world class youth soccer programs that enrich children's lives
- Mission
 - To develop and deliver quality youth soccer programs, which promote a fun, family environment based on the AYSO philosophies



AYSO Organization



- AYSO's grassroots program starts with a community-based league, called a **Region**.
 - A region can range in size from a few hundred players to several thousand. Each Region is supervised by a Regional Commissioner and a local board of directors.
- A group of regions in close proximity make up an **Area**.
 - Area Directors are responsible for activities of the Regions in their Area, as well as for Area-wide activities.
- For administrative purposes, AYSO divides the country into 14 geographic **Sections** based on player population.
 - Section Directors oversee activities in their respective Sections.

East Central Iowa is Section 6, Area E, Region 1112



On The Field



U19	11 v 11	22.5 min. x 4	75 yd x 120 yd	
U16	11 v 11	20 min. x 4	75 yd x 120 yd	Tactical Development
U14	11 v 11	17.5 min. x 4	75 yd x 120 yd	
U12	9 v 9	15 min. x 4	50 yd x 100 yd	Technical Clean Up
U10	7 v 7	12.5 min x 4	40 yd x 80 yd	
U08	5 v 5	10 min. x 4	30 yd x 50 yd	Basic Principles
U06	3 v 3	5 min. x 4	15 yd x 30 yd	

Division Players Game Duration Field Emphasis



Section 6, Area E, Region 1112



Division	# Players On Teams	# Players On Wait List	# Players Total	Ideal # Teams	Actual # Teams	Ideal # Coaches	Actual # Coaches	Ideal # Referees
U06B	77	15	92	18.4	16	37	22	-
U06G	76	14	90	18	16	36	25	-
U08B	137	12	149	21.3	18	43	30	21
U08G	185	7	192	27.4	26	55	35	27
U10B	139	11	150	15.0	15	30	25	23
U10G	151	11	162	16.2	15	32	20	24
U12B	104	10	114	9.5	9	19	14	14
U12G	102	6	108	9.0	8	18	12	13.5
U14B	67	2	69	4.6	4	9	4	9
U14G	57	5	62	4.1	4	8	6	8
U16/19	51	10	61	3.4	3	7	6	7
Total	1146	103	1249	147	134	294	199	148

Thank You for Your Contribution!

614 Boys

645 Girls

AYSO Region 1112
Fall 2007 Coaches Meeting



Local AYSO Board



Regional Commissioner

Tom Buonadonna

commissioner@ayso-cr.org

Asst Regional Commissioner

Henk Rook

asstcommissioner@ayso-cr.org

Coach Administrator

Alan Tribble

coachadmin@ayso-cr.org

Asst Coach Administrator

Todd Bell

asstcoachadmin@ayso-cr.org

Referee Administrator

Kim Preston

refereeadmin@ayso-cr.org

Asst Referee Administrator

Steve Burken

refereeadmin@ayso-cr.org

Child & Volunteer Protection Advocate

Brian Mohling

cvpadvocate@ayso-cr.org

Photograph Coordinator

Mark Baumann

photos@ayso-cr.org

Registrar

Deb Menken

registrar@ayso-cr.org

Safety Director

Bill Wilson

safetydirector@ayso-cr.org

Secretary

Shawna Rinker

secretary@ayso-cr.org

Scheduler

Henk Rook

scheduler@ayso-cr.org

Treasurer

Cindy Wilson

treasurer@ayso-cr.org

Uniform Coordinator

Amy Schellhorn

uniforms@ayso-cr.org

Webmaster

Henk Rook

webmaster@ayso-cr.org

There's
Room
for
You
Too!

National Office

www.soccer.org

AYSO Region 1112
Fall 2007 Coaches Meeting

Local Region

www.ayso-cr.org

(319) 377-1409



Division Coordinators



- These wonderful people help with team forming. Please contact them if you have a compliment about another coach, questions about players, or ...

Division	First Name	Last Name	Phone	Email
U06B	Tribble	Alan	373-1925	coachadmin@ayso-cr.org
U06G	Tribble	Alan	373-1925	coachadmin@ayso-cr.org
U08B	Dean	Slyter	377-4203	skidean@mchsi.com
U08G	Doris	Ackerman	286-8845	dorisa@jvamobility.com
U10B	Tribble	Alan	373-1925	coachadmin@ayso-cr.org
U10G	Todd	Bell	393-2522	tacocr@mchsi.com
U12B	Ann	Evans	373-4881	evans5iowa@msn.com
U12G	Doris	Ackerman	286-8845	dorisa@jvamobility.com
U14B	Tribble	Alan	373-1925	coachadmin@ayso-cr.org
U14G	Kristy	Dunn	651-4187	dunnsare1@yahoo.com
U16/19	Deb	Menken	377-4939	dmenken@marion.k12.ia.us



Other Opportunities



- U05 Program
 - Separate from U06
 - Requires Advanced Coach!
- AYSO Tournaments
 - Region
 - In the Spring
 - Area
 - In the Spring
 - Section
 - In the Spring
 - National
 - U12 and Above
 - Next Opportunity is 2008 in Hawaii!
- Adult Soccer
 - Adults can now play soccer under the same philosophies as the kids
 - Adult league must be incorporated independently of the youth league
 - If interested in playing or serving as a board member notify the regional commissioner
- Coaches Games
 - Sunday, August 26th, 4:00 pm at Tuma, Field 25
 - Check Web Site – Fields May Be Too Wet



AYSO Overview

Alan Tribble

Coach Administrator

AYSO Region 1112
Fall 2007 Coaches Meeting



AYSO Philosophies



- **Open Registration**
 - Our program is open to all children between 4-1/2 and 19 years of age who want to register and play soccer. Interest and enthusiasm are the only criteria for playing.
- **Everyone Plays**
 - Our program's goal is for kids to play soccer—so we mandate that every player on every team must play at least half of every game.
- **Balanced Teams**
 - Each year we form new teams as evenly balanced as possible—because it is fair and more fun when teams of equal ability play.
- **Positive Coaching**
 - Encouragement of player effort provides for greater enjoyment by the players and ultimately leads to better-skilled and better-motivated players.
- **Good Sportsmanship**
 - We strive to create a positive environment based on mutual respect rather than a win-at-all-costs attitude, and our program is designed to instill good sportsmanship in every facet of AYSO.



Open Registration



- *Our program is open to all children between 4-1/2 and 19 years of age who want to register and play soccer.*
 - *Interest and enthusiasm are the only criteria for playing.*
- **How Coaches Help**
 - Welcome any player who's on your team and encourage ALL players to return next year.



Everyone Plays



- *Our program's goal is for kids to play soccer — so we mandate that every player on every team must play at least half of every game.*
 - The only exception is if they are ill (or absent)
- **How Coaches Help**
 - Keep track of who's playing when AND where
 - Give all players a chance to play all positions at some point during the season
 - They MAY play the same position throughout the entire game
 - Give all players a chance to play in every quarter at some point during the season



Balanced Teams



- *Each year we form new teams as evenly balanced as possible — because it is fair and more fun when teams of equal ability play.*
- **How Coaches Help**
 - If one team is short players
 - The other team will loan them a substitute to make the numbers equal
 - **Tell all players to bring both jerseys to each game**
 - If one team is dominating another
 - BOTH coaches should consider rebalancing the teams at half time: swap players as needed
 - At the end of the season all coaches need to provide a rating on each player
 - This will help us do a better job of balancing next year



Positive Coaching



- *Encouragement of player effort provides for greater enjoyment by the players and ultimately leads to better-skilled and better-motivated players*
- **How Coaches Help**
 - Only positive words of encouragement during practices and games



Good Sportsmanship



- *We strive to create a positive environment based on mutual respect rather than a win-at-all-costs attitude, and our program is designed to instill good sportsmanship in every facet of AYSO.*
- How Coaches Help
 - Honor the Game
 - Praise good play by both teams
 - Love the referee to death



AYSO Training



		Lower Divisions (Size 3 Ball)	Middle Divisions (Size 4 Ball)	Upper Divisions (Size 5 Ball)			
		3 v 3 U06 Boys U06 Girls 15 yd x 30 yd	5 v 5 U08 Boys U08 Girls 30 yd x 50 yd	7 v 7 U10 Boys U10 Girls 40 yd x 80 yd	9 v 9 U12 Boys U12 Girls 50 yd x 100 yd	11 v 11 U14 Boys U14 Girls 75 yd x 120 yd	11 v 11 U16/19 Co-Ed 75 yd x 120 yd
Coaches	Annual Update	U06 Coach	U08 Coach	U10 Coach	U12 Coach	Intermediate Coach	National Coach
	Safe Haven						Advanced Coach
Referees	Annual Update		U08 Official	Basic Referee	Intermediate Referee	Advanced Referee	National Referee
	Safe Haven			Assistant Referee			



Soccer 101



- What sport is more like soccer?
 - Basketball or Football



Training Opportunities



- U06 Clinic
 - Today
 - 1:00 to 3:00
- U08 Clinic
 - Today
 - 1:00 to 3:00
- U10 Clinic
 - September 08th
 - 9:00 to 12:00
- U12 Clinic
 - September 08th
 - 9:00 to 2:00
- Intermediate Clinic (U14)
 - Who's Interested?
- Advanced Clinic (U16)
 - Who's Interested?
- National Clinic (U19)
 - Summer 2008
 - California or South Carolina



Policy Change



- All AYSO head coaches and assistant coaches who are given permission to coach a team entered in any competitions/events that are subject to National Tournament Commission approval must be
 - (a) Registered as a volunteer for that year;
 - (b) Safe Haven certified; and
 - (c) Trained at the age/skill level of the team they coach.
- This includes
 - AYSO teams in secondary program inter-sectional AYSO tournaments, in non-AYSO tournaments, in international competitions or in the AYSO National Games 2008.



Recognition of Coaches

**AYSO Region 1112
Fall 2007 Coaches Meeting**



Rules of Soccer

Todd Bell

Asst Coach Administrator

**AYSO Region 1112
Fall 2007 Coaches Meeting**



Referee Policy



- Our goal is to provide fully trained referees for all U08 and above games
 - At U06 the coaches will referee the games
- The reality is, we are dependent on other volunteers just like you, and history shows that you can expect NOT to have referees at all of your games. So please
 - Try to recruit another parent to referee games for you
 - You can't effectively coach and referee at the same time
 - Make an effort to understand the rules well enough so that you can help referee a game if needed
 - Complete training is available on all laws of the game



Laws of the Game (LOTG)



- Law 1 – Field of Play
- Law 2 – Ball
- Law 3 – Number of Players
- Law 4 – Players' Equipment
- Law 5 – Referee
- Law 6 – Assistant Referees
- Law 7 – Duration of the Match
- Law 8 – Start and Restart of Play
- Law 9 – Ball In and Out of Play
- Law 10 – Method of Scoring
- Law 11 – Offside
- Law 12 – Fouls & Misconduct
- Law 13 – Free Kicks
- Law 14 – Penalty Kick
- Law 15 – Throw In
- Law 16 – Goal Kick
- Law 17 – Corner Kick
- *Law 18 – Common Sense!*

We will not review the rules during the coaches meeting. They are examined in more detail in coaches clinics and referee clinics.

Links to the full rules are available from the regions web site:

www.ayso-cr.org

**AYSO Region 1112
Fall 2007 Coaches Meeting**



Changes for 2007



- No changes that affect AYSO play
 - For more info see: <http://socref.net/>



AYSO Policies



- Casts, Splints, ...
 - Not allowed.
 - Players with casts or splints may NOT play in games even if the cast is padded and the player has been cleared by a Doctor.
- Hearing Aids
 - Allowed
- Earrings, Piercings, ...
 - Not allowed.
 - Earrings, piercings, jewelry, etc., must be removed before the player can take the field.
- Soccer Headgear
 - Players are permitted to wear headgear as long as the referee does not have reason to believe it is dangerous to the player or other players.



Administrative Items

Alan Tribble

Coach Administrator

AYSO Region 1112
Fall 2007 Coaches Meeting



Administrative Items



- Local Web Site
- Game Locations
- Game Schedules
- Weather Policy
- Game Cancellations
- Practices
- Safety
- Player Registration Forms



Local Web Site



- The region's web site is at
 - www.ayso-cr.org
- At this site you can find email addresses for all board members, schedules for all teams, what uniform color each team wears, etc.
- Please make your parents aware of this resource.



Game Locations



- All games are at the Tuma Soccer Complex
 - C Avenue and County Home Road in Cedar Rapids
 - A map of field locations is provided on the local web site
 - **NOTE: All field numbers have changed since last year.**
- City Policies
 - No pets allowed
 - No smoking allowed by the fields



Game Schedules



- The web site is considered the master schedule.
 - Please check the web site periodically to make sure nothing has changed.
- If you have a personal conflict with one of your games
 - First, ask your parents if one of them wants to run the game in your absence. If not, then
 - Second, ask the opposing coach if they can reschedule to a mutually agreeable time. If so, then
 - Third, notify the scheduler of the date/time that you will not need a field, and of the date/time that you would like to reschedule to
 - The scheduler will reserve and confirm the field for you.



Weather Policy



- Lightning or Thunder
 - Go Home
- No Lightning
 - OK to Play, Even if Raining



Game Cancellations



- Saturday Games
 - If some, or all, of the Saturday games are cancelled due to weather a notice will be posted on the web site and the AYSO answering machine.
 - Coaches will not be called
 - We will try to make up games on a week night following the cancellation
 - See the web site for details
- Weekday Games
 - The Region will not formally cancel weekday games. It will be up to the coaches involved to agree on whether or not conditions are acceptable to play on any given day.



Practice



- Practice times and locations are at the discretion of the coaches / parents.
 - However, you may not practice at Tuma
- It is also the responsibility of the coach to confirm that weather conditions are suitable for practice.
 - If in doubt, cancel.
- Certificates of Insurance on are file with the following:
 - School Districts
 - Anamosa Community
 - Cedar Rapids Community
 - Linn-Mar Community
 - Marion Independent
 - Vinton-Shellsburg Community
 - Cedar Rapids Parks Department
 - Faith Lutheran Church
 - Hiawatha Parks Department
 - School District
 - St. Elizabeth Ann Seton Catholic Church
- If you practice elsewhere, and they need the certificate, contact the Safety Director.



Safety



- If a player or volunteer is injured during an AYSO sponsored activity, the parent/coach must notify the safety director, Bill Wilson.
 - Fill out the Notification of Injury form
- If an “incident” occurs that may expose you or the region to legal proceedings, please fill out a report
 - These forms are available via the web site.



Player Registration Forms



- The player registration forms give you the legal authority to seek medical attention in the event one of your players is injured during a practice or game
 - Please keep the forms with you at ALL AYSO activities
- You are only legally covered for players that are on your team roster
 - Practicing with another team is fine, just make sure the other coach is present with their teams forms



Conduct of Play

All Divisions

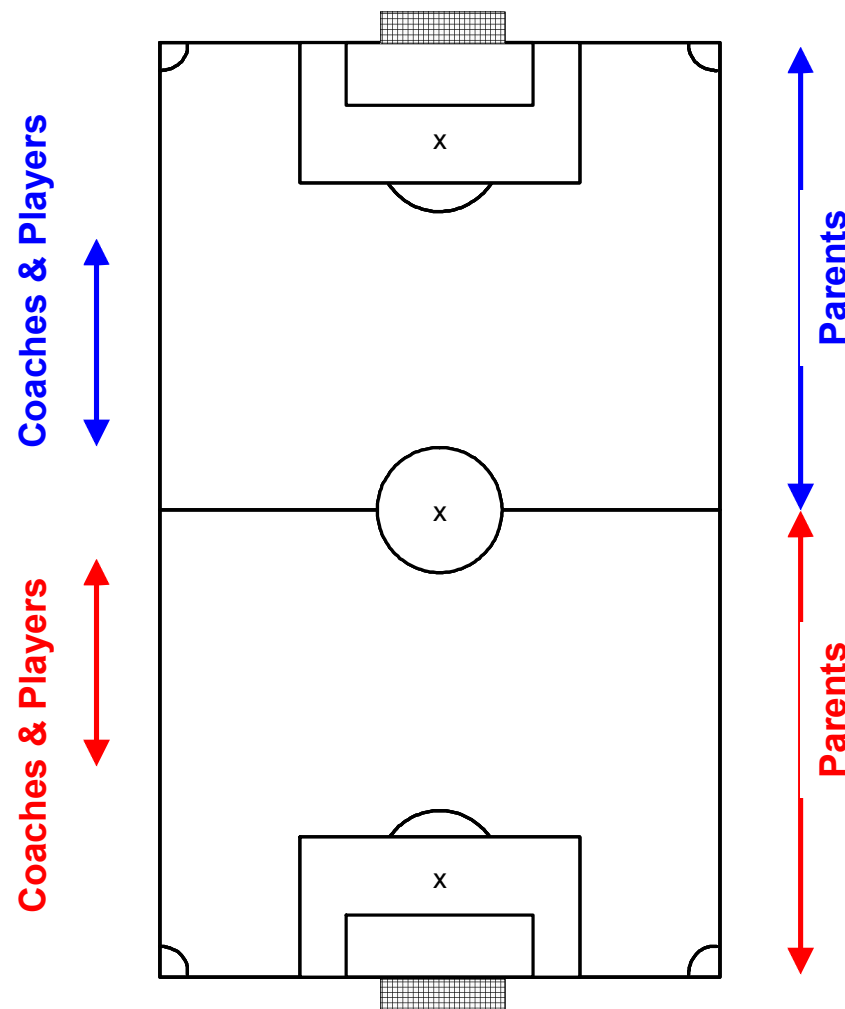
**AYSO Region 1112
Fall 2007 Coaches Meeting**



Team / Spectator Separation



- Teams and spectators should be on opposite sides of the field for all divisions
 - This is not enforced at U06
- Each team should claim half of the touchline





Substitution Breaks



- Soccer is played in two equal halves
 - There are no quarter breaks.
- To ensure each child plays half of every game AYSO allows a “substitution break” at APPROXIMATELY the mid-point of every half.



Substitution Policy



- The referee / coach should look for an opportunity to substitute when the ball is out of play, (such as a throw in, goal kick, ...).
 - Play will resume from that point on the field with the appropriate restart.
- If one does not occur in a timely manner, go ahead and take a break anyway (when the ball is near midfield if possible).
 - Play will resume from that point with a dropped ball.
- Note
 - Coaches are encouraged to assign players to a position and leave them there for an entire half unless they are being substituted.



Slide Tackling



- Slide tackling is an allowable part of the game at all levels
 - Players should not be penalized for conducting a slide tackle PROPERLY
 - No contact with opponent, cleats down, ...
 - Players who execute a slide tackle IMPROPERLY should be called for a foul
 - Note - A tackle, which endangers the safety of an opponent, must be sanctioned as serious foul play.
- Recommendation
 - Do not encourage U06, U08, and U10 players to use slide tackles during a game
 - Don't teach slide tackling unless you are familiar with the technique
 - Taught in U12 Coaching clinic



Heading



- Heading is an important element of the game for older players, but AYSO policy is that we do not allow U06, U08, or U10 players to deliberately head the ball.
 - We'll discuss this more in the division specific meetings.



Don't Forget



- **Open Registration**
- **Everyone Plays**
- **Balanced Teams**
- **Positive Coaching**
- **Good Sportsmanship**



Conduct of Play

Division Specific Meetings

**AYSO Region 1112
Fall 2007 Coaches Meeting**



Time to Move (or Not)



- U06 & U08
 - Stay Here
- U10 & U12
 - Move to the Family Room
- U14 & U16/19
 - Move to the Youth Room



U06 & U08 Divisions

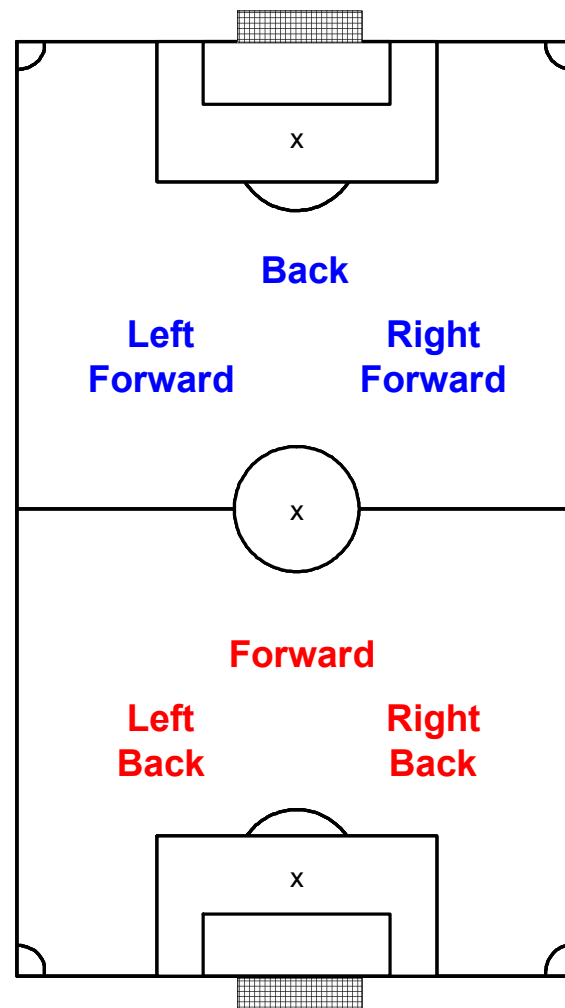
**AYSO Region 1112
Fall 2007 Coaches Meeting**



U06



- Play 3 v. 3
 - Size 3 Ball
 - Four 5 minute periods
 - No keepers
- Fouls & Misconduct
 - All kicks are DIRECT with opponents 5 yards back
 - No offside
 - No penalty kicks
 - No heading
 - Award Direct Kick to Opposing Team



Blue Spectators,
Coaches, & Players

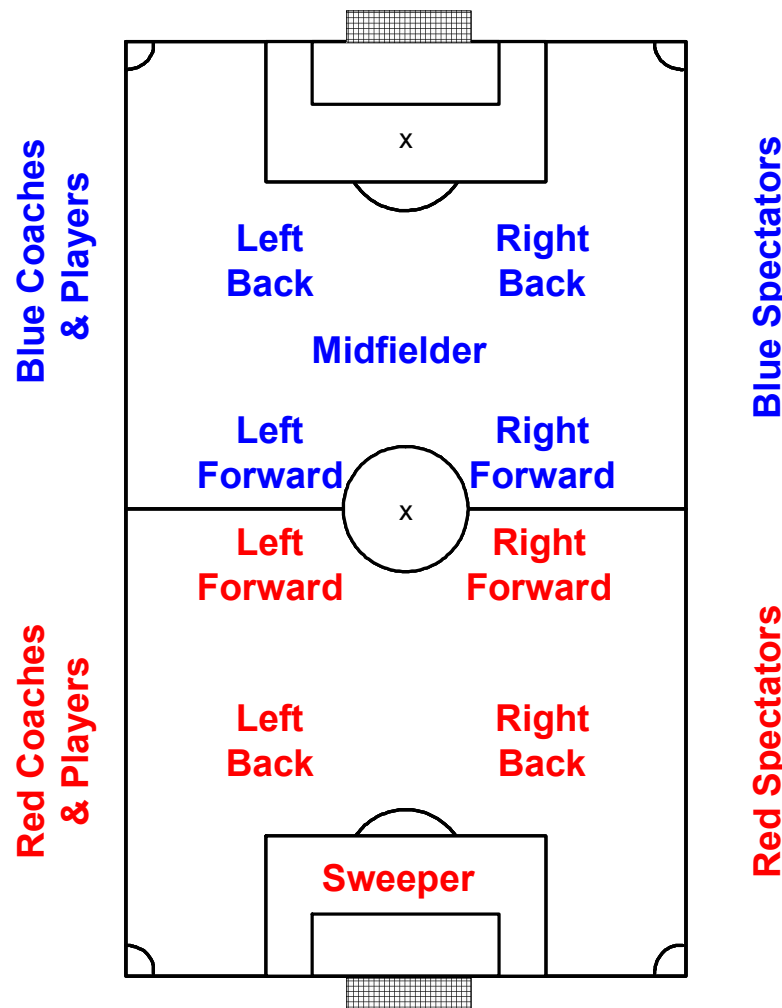
Red Spectators,
Coaches, & Players



U08



- Play 5 v. 5
 - Size 3 Ball
 - Four 10 minute periods
 - No keepers
- Fouls & Misconduct
 - All kicks are DIRECT with opponents 6 yards back
 - No offside
 - Discourage cherry picking
 - No penalty kicks
 - No heading
 - Award Direct Kick to Opposing Team





Making Substitutions



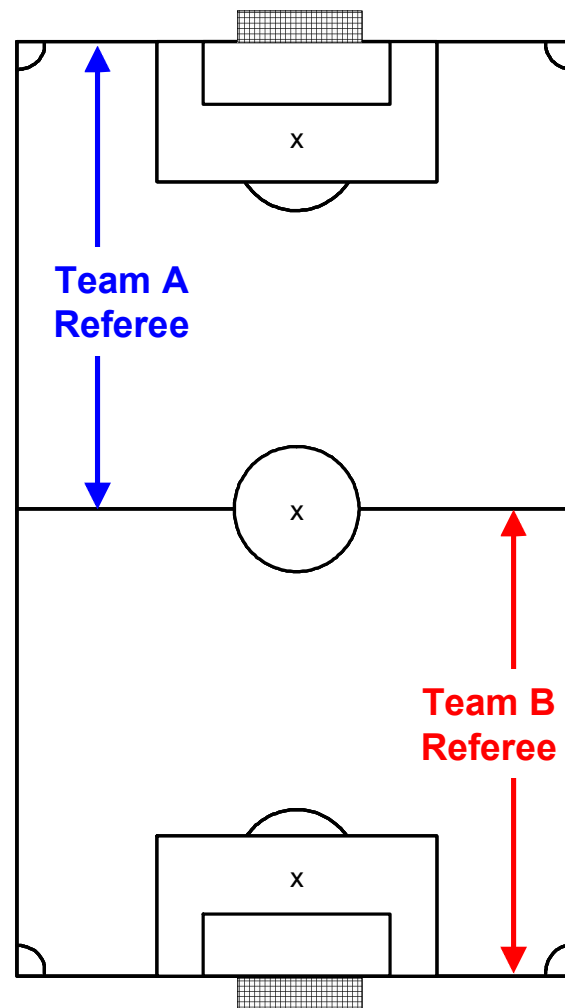
- Lower Divisions (U06 & U08)
 - Let the players leave the field, get a drink, etc., but keep the break quick



Refereeing U06 & U08



- Two Coach / Referee's
 - Each Team Will Provide One Coach / Referee
 - Each Coach / Referee stays on their half of the field during the game
 - Do not switch sides at half time
 - Either Coach / Referee can call any foul at any point on the field
 - Emphasis is on safety & learning





What to Call?



- U06 Restarts

- Throw in, Corner kick, Goal kick, ...
 - No matter how bad they mess it up – PLAY ON
 - Work on correcting it at practice

- U08 Restarts

- Throw in, Corner kick, Goal kick, ...
 - If they mess it up the first time, give them a second chance.
 - No matter how bad they mess it up the second time – PLAY ON
 - Work on correcting it at practice



What to Call?



- U06 Fouls
 - Kick, Trip, Push, ...
 - You will rarely see a deliberate foul at this level
 - Mainly clumsiness
 - There should be few, if any, reasons to stop play in U06 games. Briefly explain infractions and stand back and let them play.
- U08 Fouls
 - Kick, Trip, Push, ...
 - You will rarely see a deliberate foul at this level
 - Call anything that is unsafe, but do not stop play for trifling violations.
 - No public cautioning or sending off of players.
 - A time out is okay.

All Restarts for Fouls are DIRECT Kicks



What to Call?



- Heading
 - Deliberate heading of the ball is not allowed by AYSO policy at U10 and below
 - Head to ball, stop play and award DIRECT free kick to the opposing team
 - Ball to head, play on



U10 & U12 Divisions

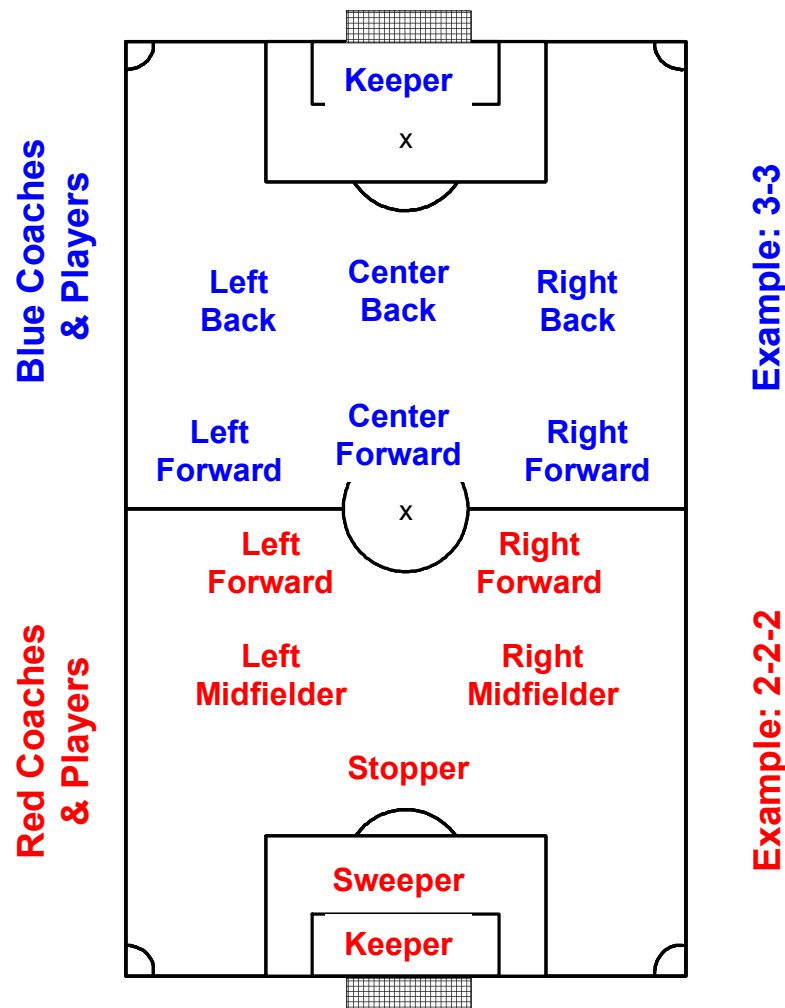
**AYSO Region 1112
Fall 2007 Coaches Meeting**



U10



- Play 7 v. 7
 - Size 4 Ball
 - Four 12.5 minute periods
- Fouls & Misconduct
 - Only one change from regular play
 - No heading
 - Award INDIRECT kick to opposing team
 - Offside is called
 - Penalty kicks may be awarded

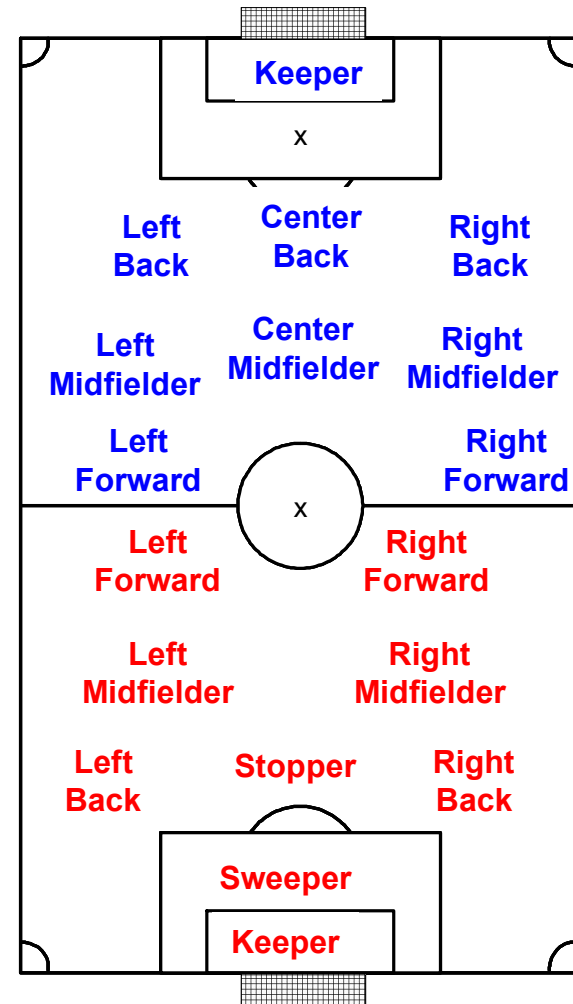




U12



- Play 9 v. 9
 - Size 4 Ball
 - Four 15 minute periods
- Fouls & Misconduct
 - No change from regular play
 - All FIFA laws Apply



Example: 3-3-2

Example: 4-2-2



Making Substitutions



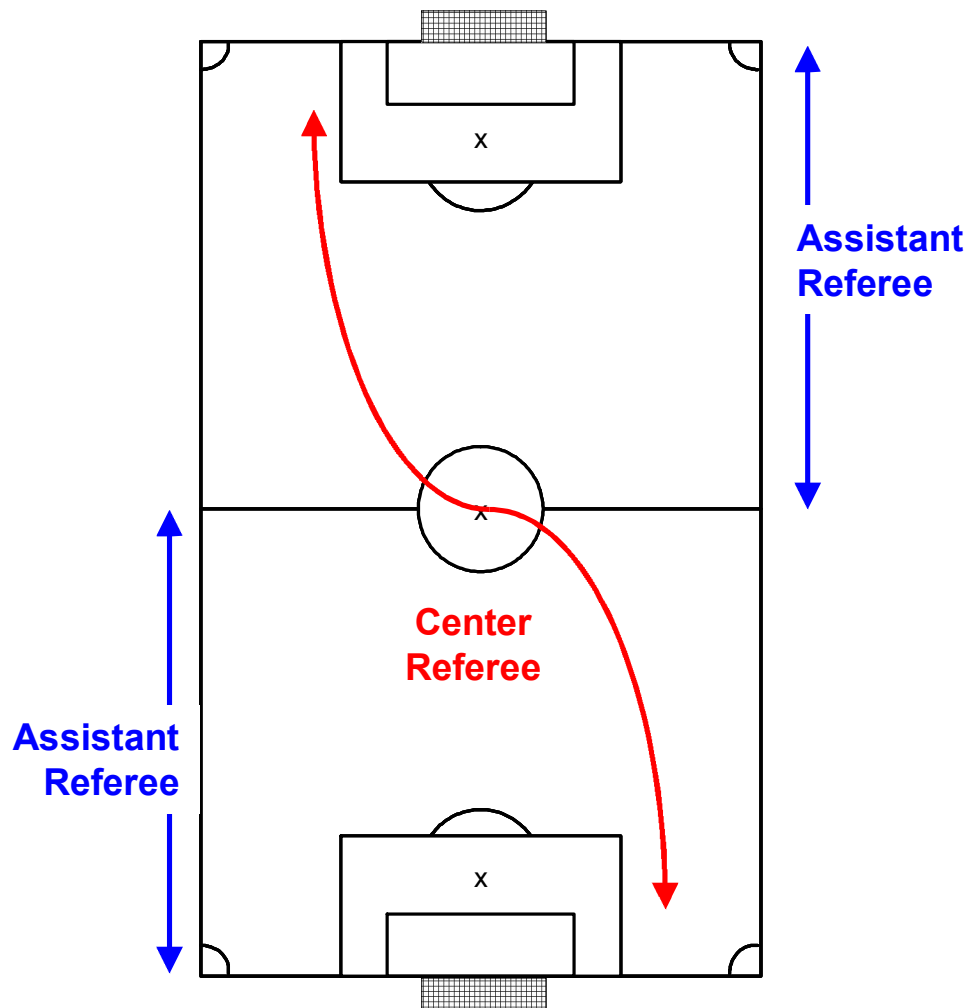
- Middle Divisions (U10 & U12)
 - Coaches should step onto the field and tell the players who is being substituted.
 - Encourage the players not to leave the field unless they are being substituted.
 - Yes, they can get a drink if they need it.



Middle Divisions U10 & U12



- One Center Referee
- Two Assistant Referee's
 - Assistant Referee's stay on their half of the field and move with the offside line
 - Ball or Second to the Last Defender
 - The most important thing the AR does is show the center ref where the offside line is!
 - Most untrained ARs will become engrossed in the game and will need to be reminded to move with the offside line.





What to Call?



- U10 Restarts

- Throw in, Corner kick, Goal kick, ...
 - Enforce the appropriate restart. All FIFA laws apply.
 - But if the violation is trifling and does not violate the spirit of the law, let it go.

- U12 Restarts

- Throw in, Corner kick, Goal kick, ...
 - Enforce the appropriate restart. All FIFA laws apply.



What to Call?



- U10 Fouls
 - All FIFA Laws Apply
 - All laws should be enforced as written
 - But remember that only deliberate breaches of the law merit stopping the game.
- U12 Fouls
 - All FIFA Laws Apply
 - All laws should be enforced as written

Restarts for Fouls are DIRECT or INDIRECT Kicks as Appropriate



What to Call?



- Heading

- Deliberate heading of the ball is not allowed by AYSO policy at U10 and below
 - Head to ball, stop play and award INDIRECT free kick to the opposing team
 - Ball to head, play on
- At U12 and above, heading is allowed



U14 & U16/19 Divisions

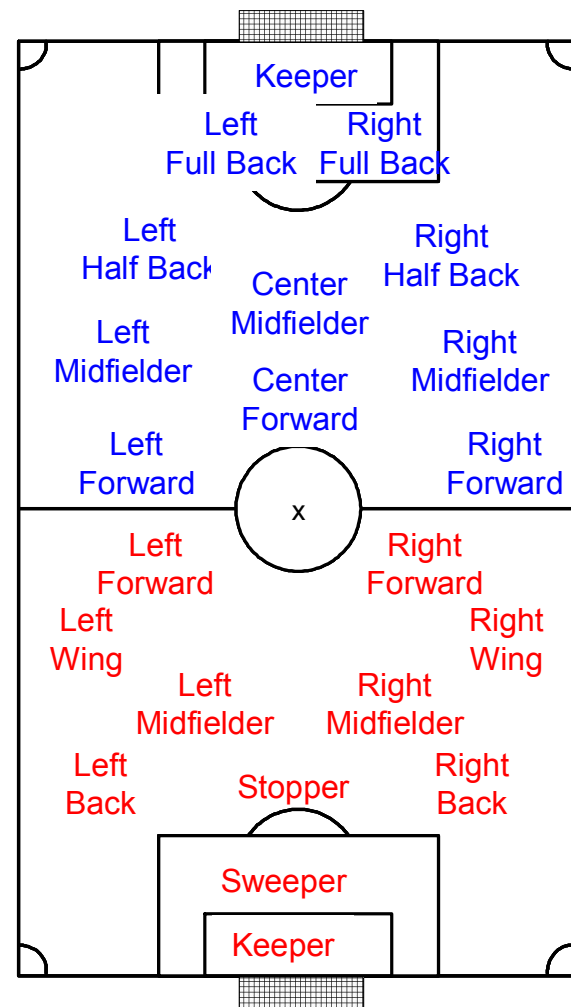
**AYSO Region 1112
Fall 2007 Coaches Meeting**



U14



- Play 11 v. 11
 - Size 5 Ball
 - Four 17.5 minute periods
- Fouls & Misconduct
 - No change from regular play
 - All FIFA laws apply



Example: 4-3-3

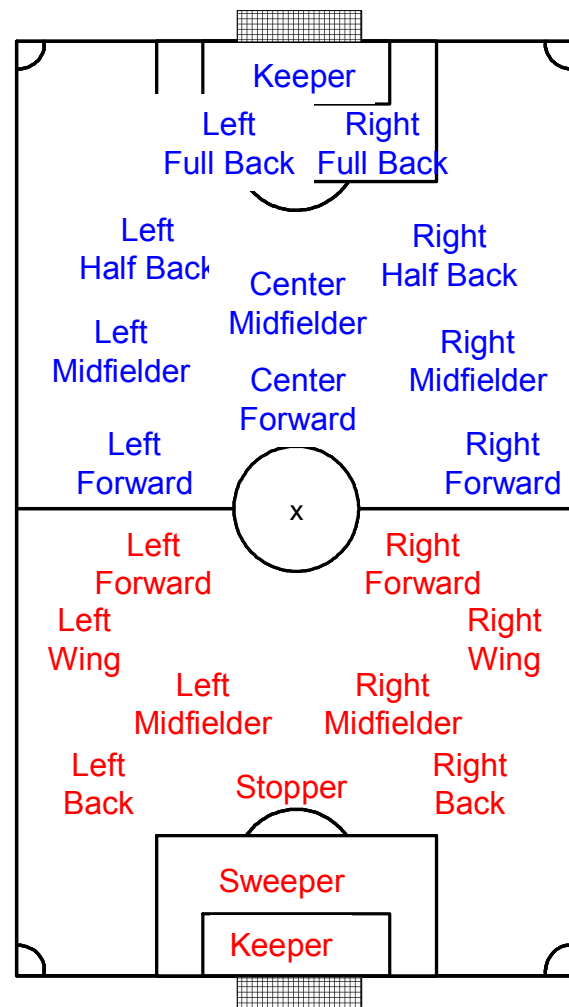
Example: 4-4-2



U16/19



- Play 11 v. 11
 - Size 5 Ball
 - Four 20 minute periods
- Fouls & Misconduct
 - No change from regular play
 - All FIFA laws apply



Example: 4-3-3

Example: 4-4-2



Substitution Policy



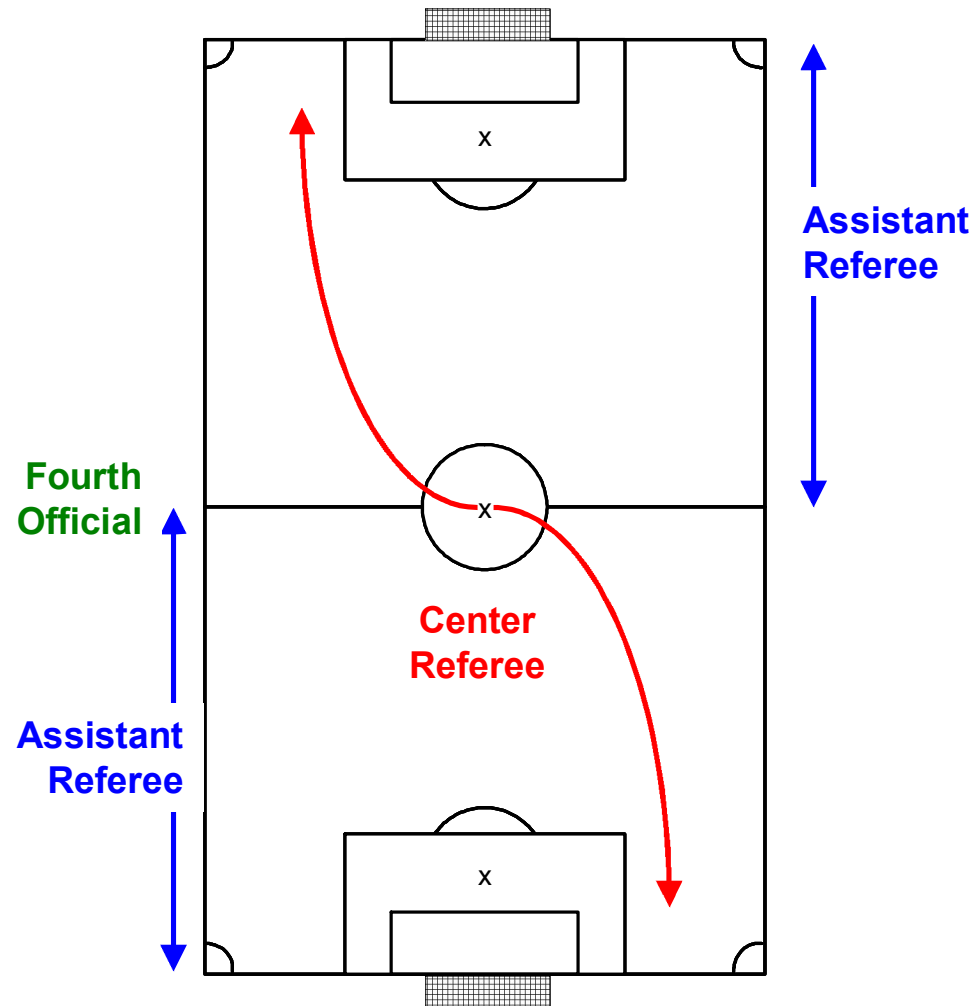
- Upper Divisions (U14 & U16/19)
 - At a suitable break point, the center referee should wave the substitutes on, players being substituted can leave.
 - All other players should remain on the field.



Upper Divisions U14 & U16/19



- One Center Referee
- Two Assistant Referee's
- One "Fourth Official"
 - Signals to the referee when substitutes are ready to enter the field.
 - Substitutes report in and out via the fourth official.





What to Call?



- U14 Restarts
 - All FIFA Laws Apply
- U16/19
 - All FIFA Laws Apply



Wrap Up

**AYSO Region 1112
Fall 2007 Coaches Meeting**



Before You Leave Today



- Pick Up Your Equipment & Player Uniforms
 - We must verify your volunteer registration form and safe haven certification first!
- Each Team May Have
 - Ball
 - Cones
 - Pinnie for Goal Keeper
 - Not Needed for U06 or U08
 - Uniform(s)
 - Players Having Uniforms Will be Listed on Your Roster
 - If You Can't Find a Player's Uniform Let Us Know Before You Leave Today



Within the Next 72 Hours



- Decide on a time and place for your first practice
- Call all of your players to let them know they are on a team and you are their coach



Anything Else?

Question & Answer

**AYSO Region 1112
Fall 2007 Coaches Meeting**